

Policy and Sustainability Committee

10.00am, Tuesday, 9 December 2025

End Poverty in Edinburgh Annual Progress Report

Decision/Scrutiny
Wards

Decision
All

1. Recommendations

- 1.1 It is recommended that Committee:
- 1.1.1 Agrees the fifth annual progress report against Council and partnership actions in response to the findings of the Edinburgh Poverty Commission for publication in line with statutory requirements;
 - 1.1.2 Notes that this report, in line with statutory requirements, has been prepared in collaboration with NHS Lothian and Edinburgh Partnership colleagues, and that the report will also be considered by the Edinburgh Partnership in December 2025;
 - 1.1.3 Notes the findings of the Edinburgh Poverty Commission 2025 update, and the priority local actions identified for development in this report in response to those findings;
 - 1.1.4 Agrees that all executive committees of the Council should consider actions needed within their remits to respond to the Commission's findings, with reports presented within the first half of 2026; and
 - 1.1.5 Agrees that conveners of all executive committees of the Council will meet with members of End Poverty Edinburgh and the Edinburgh Poverty Commission to support this process.

Paul Lawrence

Chief Executive

Contact: Chris Adams, Strategy Manager, and Eleanor Cunningham, Lead Policy Officer

E-mail: chris.adams@edinburgh.gov.uk; eleanor.cunningham@edinburgh.gov.uk

End Poverty in Edinburgh Annual Progress Report

2. Executive Summary

- 2.1 This report provides the fifth annual overview on progress made by the Council and partners in response to the calls to action made by the Edinburgh Poverty Commission. In doing so, the report meets the Council's statutory duty to publish a joint report with NHS Lothian on local actions to address child poverty and an annual progress report on the Edinburgh Partnership's Local Outcome Improvement Plan. It also provides a refreshed framework of priorities for action by the Council and partners during 2026, aligning with the Edinburgh Poverty Commission's 2025 calls to action.

3. Background

- 3.1 In September 2020, the Edinburgh Poverty Commission published its 'A Just Capital' report with a call to action for the steps the city needs to take to End Poverty in Edinburgh by 2030. This [report](#) was considered by Policy and Sustainability Committee in October 2020.
- 3.2 In December 2020, Policy and Sustainability Committee approved an [End Poverty in Edinburgh Delivery Plan](#) in response to the Commission's findings. During the same month, [Edinburgh Partnership](#) agreed a report on partnership actions arising from the Commission's findings for incorporation in the Edinburgh Community Plan.
- 3.3 These plans agreed an annual cycle of progress reporting against actions to end poverty in the city, aligned to the statutory duties held by the Council and NHS Lothian to produce an annual report on actions to reduce child poverty.
- 3.4 To meet this requirement, a single annual progress report is produced by Council and NHS Lothian officers for scrutiny by the Council, appropriate NHS Lothian Boards, and the Edinburgh Partnership.
- 3.5 In October 2025, the Edinburgh Poverty Commission published the results of its 2025 update of its calls to action. The report called for the Council and Edinburgh Partnership to respond to its findings within six months.

4. Main report

Poverty in Edinburgh

- 4.1 The latest available data shows that an estimated 17% of people in Edinburgh were living in poverty in 2024, including 20% of all children. That represents 89,000 people in total, including 18,000 children.
- 4.2 The [Edinburgh Poverty Commission's 2025 update report](#) found that:
- 4.2.1 Like Scotland as a whole, Edinburgh is not yet on track to meet its headline target to reduce poverty rates to 10% by 2030;
 - 4.2.2 Meeting those poverty targets means lifting 36,000 people, including 8,000 children, out of poverty in the city by 2030;
 - 4.2.3 These targets are challenging, but data modelling shows that they remain achievable;
 - 4.2.4 The experience of poverty has become more severe and more complex for many people in Edinburgh over the past five years;
 - 4.2.5 This increasing complexity is due in large part factors outwith the direct influence of partners in the city - including continuing effects of the covid pandemic, the cost-of-living crisis, and increasing pressures on the local services on which people in poverty depend;
 - 4.2.6 There is no solution to poverty in Edinburgh without significant investment and policy changes from the national Governments - particularly on matters relating to housing and social security policy; and
 - 4.2.7 That national policies will not meet their own targets without corresponding change from "*the local public sector bodies, employers, and third sector organisations which hold the relationships needed to make an impact on the lives of individual people in poverty*"

Progress during 2025

- 4.3 The Commission's update and this report provide evidence of progress made by the Council and local partners against the framework of actions outlined in the End Poverty in Edinburgh Delivery Plan.
- 4.4 This progress includes continued delivery of critical pieces of the city's end poverty infrastructure – including the housing emergency action plan, employability support, income maximisation support, and others – as well as progress in strategic change programmes needed to make long term, sustainable improvements.
- 4.5 Key examples of progress delivered in the past year include:
- 4.5.1 Almost £26m generated for low income people in Edinburgh through money and welfare advice services delivered or commissioned by the Council and its partners;

- 4.5.2 Helped Edinburgh citizens access £203m through locally administered benefits such as housing benefit, DHP, and Council Tax Reduction; and £2.8m in Crisis Grants and Community Care Grants to people in need of support across Edinburgh;
- 4.5.3 Supported 5,099 people into work and learning, including over 1,638 young people through Council funded employability programmes;
- 4.5.4 Delivered early intervention support to prevent 1,735 households from homelessness and supported 579 households to move on from temporary accommodation;
- 4.5.5 Used data led approaches to help people on low incomes maximise take up of entitlements – including helping older people in Edinburgh access over £600,000 in additional Pension Credit payments; and
- 4.5.6 Began strategic change programmes to improve the resilience and sustainability of third sector organisations and support local poverty prevention activities.

Priorities for 2026

- 4.6 In October 2025, the Edinburgh Poverty Commission made a call for the City of Edinburgh Council and Edinburgh Partnership to review the Commission’s findings and embed them within strategic and budget decision making processes.
- 4.7 Towards this, a first priority for partners in 2026 will be to:
 - 4.7.1 Embed the Commission’s updated calls to action within a refreshed Edinburgh Partnership Local Outcome Improvement Plan by spring 2026, and
 - 4.7.2 Embed the Commission’s calls to action within the work programmes of all Council executive committees.
- 4.8 These work programmes will incorporate responses to the Commission’s specific calls to action on critical issues such as Housing, Employability, Health and Wellbeing, and Education.
- 4.9 They will also incorporate responses to the cross-cutting priority actions identified by the Commission, including:
 - 4.9.1 Delivering the city’s plans for five **Neighbourhood Prevention Partnerships**, as part of a city-wide poverty prevention programme;
 - 4.9.2 Completing the **Review of Support for the Third Sector**, to provide sustainable funding for voluntary and third sector partners;
 - 4.9.3 Further embedding the **voices of people with lived experience of poverty** within decision making and design of the services they depend on, including continued work with the **End Poverty Edinburgh Citizen’s Group**;
 - 4.9.4 Improving the **availability and accessibility of affordable childcare in Edinburgh**;

- 4.9.5 Developing partnership wide **Community Wealth Building** approaches to maximise the impact that local anchor institutions can have on their communities;
- 4.9.6 Improving digital inclusion, and access to skills and devices needed to maintain a **minimum digital standard of living**;
- 4.9.7 Improving access to **ESOL training, translation, and interpretation** support across a range of services;
- 4.9.8 Improving the quality and **use of data to shape and evaluate** the impact of poverty prevention and mitigation actions; and
- 4.9.9 Developing partnership wide approaches to ensure people, particularly children, in poverty in Edinburgh have **access to affordable, healthy food, and lower exposure to advertising and sales of health harming products** including tobacco, vaping, alcohol, gambling, and foods high in fat/sugar/salt.

5. Next Steps

- 5.1 Subject to approval by Committee, and to approval by the Edinburgh Partnership and NHS Strategic Boards, the report will be published on the Council and NHS Lothian websites in line with statutory duties under the Child Poverty (Scotland) Act 2017.
- 5.2 Further next steps include further work to embed the Edinburgh Poverty Commission's 2025 Calls to Action, and the local priorities outlined in this report within:
 - 5.2.1 The refresh of the Edinburgh Partnership Local Outcome Improvement Plan and the work programmes of all community planning strategic partnership groups;
 - 5.2.2 The work programmes of all Council executive committees; and
 - 5.2.3 The annual refresh of this End Poverty in Edinburgh Delivery Plan.
- 5.3 In support of this process, a further next step will include a meeting of conveners of all Council executive committees with the End Poverty Edinburgh Citizen's Group and members of Edinburgh Poverty Commission.

6. Financial impact

- 6.1 All actions in this report are taken forward by Council services within agreed budgets. Any adjustments needed to the contents of this report following agreement of the Council's 2026/27 budget will be reported to and considered by committee as appropriate.

7. Key Policies

- 7.1 This report sets out a framework of actions being undertaken by the Council and partners to reduce poverty in Edinburgh. In doing so, specific plans and actions in the report are developed with integrated impact assessments carried out by services, and in line with the Equality and Diversity Framework. Towards this, the report highlights specific analysis and actions taken to address the needs of priority equalities groups in the city.
- 7.2 This report does not itself contain any direct environmental or climate related implications. Elements of the framework – including housing, transport, and place making actions – which have clear climate impacts are subject to integrated impact assessments with details scrutinised through relevant executive committees. In doing so, this report and the framework it describes is in line with the Council Business Plan, and the Council's statutory duties relating to climate emissions and biodiversity.

8. Risk, policy, compliance, governance, and community impact

- 8.1 This report is developed in response to the findings of the Edinburgh Poverty Commission through its inquiries with communities across Edinburgh into solutions to poverty in the city in 2020 and in 2025. The report and its actions are further informed by ongoing engagement with community sector partners, and citizen led groups such as End Poverty Edinburgh, and the Whole Family Equality Project.
- 8.2 Actions in this report are delivered in line with the Council Business Plan and corporate risk management frameworks. The report draws together actions and decisions made by executive committees across a range of topics. Details of the Council and Edinburgh Partnership Reports which have provided scrutiny on the actions outlined in this report are provided in Appendix 1.

9. Background reading/external references

- 9.1 [Edinburgh Poverty Commission Final Report – Policy and Sustainability Committee, October 2020](#)
- 9.2 [Edinburgh Poverty Commission, Actions to End Poverty in Edinburgh, 2025 Update](#)

10. Appendices

Appendix 1: Council scrutiny of end poverty actions and plans

Appendix 2: End Poverty in Edinburgh Annual Progress Report 2025

Appendix 1: Council scrutiny of end poverty actions and plans

The priorities and actions needed to deliver Edinburgh's end poverty targets are embedded throughout the strategic plans and governance frameworks of the Council, the Edinburgh Partnership, and NHS Lothian. This report draws these end poverty actions together into a single plan, refreshed and updated every year. In doing so, the report aims to provide a single, comprehensive view on the steps being taken across the city in response to the challenge and calls to action set by the Edinburgh Poverty Commission.

Within a Council context, actions described in this report are delivered and scrutinised through the work programmes of all Council services and all executive committees of the Council. Throughout the past 12 months, planning, development, delivery and scrutiny of these actions has been reviewed and conducted across more than 40 reports to the Council's 5 main executive committees.

These reports include:

- Strategic planning and financial decision making which drive forward the Council's end poverty targets – such as the Council Business Plan and Council Budget decision making processes
- Broad based corporate strategies which embed actions to promote fairness, inclusion and end poverty at the heart of the way the Council works and operates – such as the Council's equality and diversity framework, Performance and Planning Framework
- Reports on the development and delivery of key services for the end poverty framework described in this report
- Reports on the development of strategic grants and funding programmes helping to deliver end poverty actions – such as the UK Shared Prosperity Fund, the Parental Employment Fund, the Connected Communities Edinburgh Fund, and others, and
- Reports on progress made by Council services in delivering the end poverty outcomes described in this report.

City of Edinburgh Council

- [A Visitor Levy for Edinburgh – Final Scheme, January 2025](#)
- [Council Budget Reports, February 2025](#)
- [Housing Revenue Account, February 2025](#)
- [UK Shared Prosperity Fund, March 2025](#)
- [Council Business Plan – Progress 2024-25, September 2025](#)
- [Public Performance Scorecard, September 2025](#)

Policy and Sustainability Committee

- [Digital and Smart City Strategy, 2024-27](#), October 2024

- [Edinburgh and South East Scotland City Region Deal Annual Report 2023-24, October 2024](#)
- [Diversity and Inclusion Strategy Update, October 2024](#)
- [Supporting the Third Sector in Edinburgh, December 2024](#)
- [Equality and Diversity Framework 2021-25, Final Progress and Mainstreaming Report and Future Development, March 2025](#)
- [Edinburgh Integration Joint Board Draft Strategic Plan, March 2025](#)
- [The City of Edinburgh Council's Draft Community Wealth Building Plan, May 2025](#)
- [Engagement on Third Sector Support, August 2025](#)
- [Prevention, Early Intervention and Mitigation in Edinburgh, August 2025](#)
- [Equality, Diversity and Inclusion: Engagement and Equality Outcome Recommendations, 2026-30, August 2025](#)
- [2030 Climate Strategy Update, October 2025](#)

Housing, Homelessness and Fair Work Committee

- [Potential Expansion of Tenanted Acquisitions, October 2024](#)
- [Support for Refugees, Asylum Seekers and Displaced People, October 2024](#)
- [Mixed Tenure Improvement Service Pilot, October 2024](#)
- [Actions Required to end the use of Unlicensed Houses in Multiple Occupation, November 2025](#)
- [Network of Employability Support and Training, December 2024](#)
- [Strategic Housing Investment Plan, December 2024](#)
- [Housing Emergency Action Plan - Annual Update, February 2025](#)
- [Edinburgh Fair Work Charter, February 2025](#)
- [Edinburgh Visitor Levy – Housing Options, May 2025](#)
- [No One Left Behind – ASN Provision Update, May 2025](#)
- [Edinburgh's Local Housing Strategy – Final Strategy, June 2025](#)
- [Current Rent Collection Policy and Former Tenancy Arrears Write Off Policy, June 2025](#)
- [Allocations Policy Suspension Update and Costed Plan to Meet Homelessness Demand, August 2025](#)
- [No One Left Behind Employability Funding, August 2025](#)
- [Homeless Accommodation & Support for Young People in Full Time Education, September 2025](#)
- [Affordable Childcare for Working Parents – Response to a Motion, September 2025](#)
- [ESOL for Employability Grants Programme, September 2025](#)

Finance and Resources Committee

- [Sustainable Procurement Strategy, 2025-30, March 2025](#)
- [Allocation of Fairer Futures Partnership Funding, September 2025](#)

Culture and Communities Committee

- [Community Centre Strategy, October 2024](#)
- [Playparks Investment, February 2025](#)

Transport and Environment Committee

- [Annual Air Quality Progress Report, January 2025](#)
- [City Mobility Plan – Capital Investment Plan Prioritisation Outputs, May 2025](#)

Education, Children and Families Committee

- [Inclusion Review Update, November 2024](#)
- [Attainment in Edinburgh's Schools, November 2024](#)
- [Empowered Learning Thematic Review, November 2024](#)
- [Edinburgh Learns for Life: Equity, January 2025](#)
- [Team Around the Community, January 2025](#)
- [Holiday Hub Provision, March 2025](#)
- [Health and Wellbeing Update, June 2025](#)
- [Community Learning and Development – Annual Update, June 2025](#)
- [Attainment and Pathways Report, June 2025](#)
- [Connected Communities Edinburgh: Year 1 Impact Report, September 2025](#)
- [Wider Achievement and Lifelong Learning – Annual Report, September 2025](#)


Edinburgh Partnership Board

- [Edinburgh Partnership - Transformation and Improvement Programme, December 2024](#)
- [Update on Ending Poverty Related Hunger Strategy, December 2024](#)
- [Edinburgh Partnership Poverty Prevention Programme Update, December 2024](#)
- [Housing Partnership Update, December 2024](#)
- [Living well locally - mitigating poverty across Edinburgh through whole system reform, March 2025](#)

- [Prevention Update - Living well locally - addressing poverty across Edinburgh through whole system ...](#)
- [Edinburgh Partnership Workplan Proposal, September 2025](#)
- [Prevention Terminology - An EP Approach, September 2025](#)
- [Living Well Locally/Neighbourhood Prevention Partnerships development: Next Steps, September 2025](#)

End Poverty in Edinburgh Annual Progress Report

2025



Contents

Foreword.....	3
Executive Summary.....	4
Priority Actions for 2026.....	6
Strategic Context.....	8
Poverty in Edinburgh: What the data tells us.....	11
Actions to End Poverty in Edinburgh.....	13
Calls to action for national governments.....	13
A framework for local delivery.....	14
End Poverty in Edinburgh Delivery Plan: Progress during 2025.....	15

Appendix 1 – Key progress measures

Appendix 2 – Child Poverty Indicators

Case studies:

- **End Poverty Edinburgh Citizen’s Group - Reflections**
- **Youth and Children’s Work**
- **Employer Engagement for Ethnic Minorities**
- **Childcare**
- **Pension Credit Take Up**
- **Cash First Approaches**
- **ESOL for Employability**
- **Cyrenians Food Project**

Foreword

This is the fifth annual report since the Edinburgh Partnership and City of Edinburgh Council made their public commitment to take all local actions possible to end poverty in this city by 2030.

And it is the first report since the Edinburgh Poverty Commission published its 2025 update on its inquiry into the causes of and solutions to poverty in Edinburgh.

The findings of that update were both sobering and encouraging.

The Commission found that Edinburgh, like Scotland as a whole, is not yet on track to meet its 2030 targets. They found that, for people who live in poverty, not enough has changed in the past five years. And they found that the experience of poverty in this city has, for too many, become more complex, more severe, and more difficult to escape from. We face higher rates of destitution than we did five years ago, more people in temporary accommodation, and higher demands on all the public and third sector services which work to help people in poverty.

Those findings are a reminder of the challenges we face, and how important it is that we take every local action we can to improve the lives of people who are struggling to get by in Scotland's most wealthy city. And we are encouraged by the examples the Commission found of good practice already happening in the city to do just that.

In this report we show evidence of actions that have been delivered in the past twelve months, and the work we plan to do over the next year to continue our response to the Commission's calls to action.

This annual report shows that the city's money and welfare advice teams have helped put another £26m into the pockets of low income households in

Edinburgh in the past year and have done so while testing new approaches to using data and online tools to make it easier for people to access their entitlements.

The city's employability and skills teams have helped 5,100 people into work and learning, while providing intensive support to families affected by disabilities, and to people from black and minority ethnic communities.

And in the midst of a housing crisis, the city's homelessness prevention teams have delivered early intervention support to prevent 1,700 households from homelessness and helped almost 600 households to move on from temporary accommodation.

These are the kinds of interventions that transform lives and make for a better city, and they demonstrate the impact that local services can have when they are provided by effective partnerships between national governments, local public sector bodies, and local third sector organisations.

Over the next five years the Edinburgh Poverty Commission have left us a new challenge – to make the most of the levers we have as anchor institutions in Edinburgh, to increase the pace and scale of delivery of actions against poverty, to improve the sustainability and resilience of those actions, and to reform the way they are delivered in small communities across the city.

We accept these challenges and are committed to embedding the Commission's calls to action within our local outcome improvement plans, and across all the actions we take as partners over the coming years.

Councillor Jane Meagher
Council Leader, City of Edinburgh
Council & Chair, Edinburgh
Partnership

Susan Webb
Director of Public Health, NHS
Lothian & Vice Chair, Edinburgh
Partnership

Executive Summary

This report provides an overview of progress made in the past year by the City of Edinburgh Council, NHS Lothian, and Edinburgh Partnership to meet the calls to action set, and recently updated, by the Edinburgh Poverty Commission, including specific actions to address child poverty.

In doing so, this report fulfils statutory requirements for the Council and NHS Lothian to co-produce an annual Local Child Poverty Report on actions to meet Scottish Government child poverty targets. It also provides the annual progress report for the Edinburgh Partnership's Local Outcome Improvement Plan (LOIP), reflecting the overlap between the goal of reducing child poverty and the LOIP priorities of ensuring those in the city have 'enough money to live on', 'access to education, training and employment', and 'a good place to live'.

Poverty in Edinburgh

The latest available data shows that an estimated 17% of people in Edinburgh were living in poverty in 2024, including 20% of all childrenⁱ. That represents 89,000 people in total, including more than 18,000 children.

The [Edinburgh Poverty Commission's 2025 update report](#) found that:

- Like Scotland as a whole, Edinburgh is not yet on track to meet its headline target to reduce poverty rates to 10% by 2030, and that
- Meeting those poverty targets means lifting 36,000 people, including 8,000 children, out of poverty in the city by 2030.

Edinburgh is one of few local authorities in Scotland not to have seen a drop in child poverty rates after housing costs since the full rollout of the Scottish Child Paymentⁱⁱ. This is most likely due to the high cost of housing in Edinburgh, with some evidence showing that poverty levels before housing costs have fallen slightly in the most recent period covered by data.

The experience of poverty has become more severe and more complex for many people. The proportion of people in Edinburgh who are destitute – i.e.

had to go without basic essentials such as food, shelter, heat, light, clothing and toiletries – rose by 15% between 2019 and 2023ⁱⁱⁱ. At the same time, levels of persistent poverty – measuring the length of time people remain on low incomes – have risen in the most recent period for which data is available.

In its 2025 report, the Commission concluded that

- This increasing complexity is due in large part factors outwith the direct influence of partners in the city – including continuing effects of the covid pandemic, the cost of living crisis, and increasing pressures on the local services on which people in poverty depend.
- There is no solution to poverty in Edinburgh without significant investment and policy changes from the national Governments – particularly on matters relating to housing and social security policy.
- But that national policies will not meet their own targets without matching change from “*the local public sector bodies, employers, and third sector organisations which hold the relationships needed to make an impact on the lives of individual people in poverty*”.

For too many people in poverty, the Commission found that not enough has changed in the past five years since its initial report. At the same time, they concluded that:

- *Edinburgh “can lay claim to some of the best and most innovative examples of action to end poverty taking place anywhere in Scotland. We are convinced that because of those actions... poverty in Edinburgh today is lower than it otherwise would be, and that many thousands of lives in this city are better off because of them.”*

This report provides a summary of the actions that have been delivered by partners in the past 12 months as part of this work, the outcomes achieved, and the priority actions for the next 12 months that are being developed in response to the findings of the Commission's 2025 update report.

Actions to end poverty in Edinburgh

Over the past 12 months, local partners have collaborated across the framework of actions outlined in the **End Poverty in Edinburgh Delivery Plan**. These include actions across four headline themes.

1. Increase income from work and opportunity to progress:

This includes actions this year to:

- Promote the **real Living Wage**, with the number of accredited employers in the city rising to 790. **Living Wage accredited employers now account for around 50% of all jobs in Edinburgh**, while the proportion of workers who earn below a real Living Wage in Edinburgh has halved in the past 5 years.
- Support **5,100 people into work and learning, including over 1,600 young people** through Council funded employability programmes as well as continuing to offer targeted employability programmes to support people to access employment within the NHS
- Provide targeted employability support for people from child poverty priority groups, including over **700 people from ethnically diverse backgrounds**, and **nearly 500 people from families with a disabled child or adult**, with a shift this year to providing more intensive support to a smaller number of families
- Support social enterprises to be able to operate on NHS premises
- Improve **literacy, numeracy, and attainment** levels for pupils in the most deprived areas of Edinburgh
- Deliver and develop **Discover! And Chill n Chat** for families with children at risk of poverty, including term time programmes in addition to school holiday support

2. Maximise support from social safety nets: This includes actions this year that have:

- Helped around **26,500 low income people** in Edinburgh achieve total financial gains of almost **£26m** through money and welfare

advice services, including continued funding for welfare advice provision within primary care, hospital settings and Family Nurse Partnership services

- Invested £1m from Council reserves to provide continued support for organisation providing income maximisation services
- Using a data sharing agreement with DWP, delivered a Pension Credit uptake campaign, which provided an average of **£5k per year to 132 people**
- Delivered **£203m** for Edinburgh citizens through locally administered benefits such as housing benefit, DHP, and Council Tax Reduction
- Delivered **£1.6m in Crisis Grants** and **£1.2m in Community Care Grants** to people in need of support across Edinburgh
- Delivered early intervention support **to prevent 1,735 households from homelessness** and **supported 579 households to move on from temporary accommodation**

3. Reduce the cost of living: This includes local actions this year that have:

- Refreshed the **Housing Emergency Action Plan** focused on reducing homelessness, improving access to housing and housing advice, improving the supply and quality of housing across the city, preventing harm and improving the experience of tenants in Council housing
- Completed **1,135 new affordable homes** in Edinburgh, including **281 new Council homes**, and **299 other social rented homes**
- Commissioned [Energy Advice Service](#) for Council tenants supported 1,621 tenants to make around £305,000 of financial savings
- Provide **subsidised childcare places** for working families in four areas of the city through Edinburgh's Affordable Childcare for Working Parents service

4. **Make it easier to find help:** This includes local actions taken this year to:

- Begin a long term programme to develop a new structure of **Neighbourhood Prevention Partnerships** to help make it easier for people to find the support they need in their local area.
- Secure almost £300k of Scottish Government Fairer Futures Partnership funding to support this work.
- Begin engagement and long-term planning with Edinburgh Partnership to ensure the **sustainability and resilience of the third sector** in Edinburgh
- Complete initial stages and recruit a first cohort of organisations to benefit from the new **Regenerative Futures Fund**, a third sector led programme bringing £15m of new investment to help end poverty in Edinburgh over the next decade
- Deliver six projects through the **Whole Family Wellbeing Fund** including those to improve access to childcare and youth work opportunities as well as providing access to more holistic early support to reduce the need for crisis interventions
- Work with **Smart Data Foundry** and **DataLoch** to use data driven approaches to help identify people who may benefit from targeted financial inclusion support

Priority Actions for 2026

In its 2025 update report, published in October 2025, the Edinburgh Poverty Commission made a call for the City of Edinburgh Council and Edinburgh Partnership to review the Commission's findings and embed them within strategic and budget decision making processes.

Towards this, a first priority for partners in 2026 will be to:

- Embed the Commission's updated calls to action within a refreshed Edinburgh Partnership Local Outcome Improvement Plan by spring 2026, and

- Refresh and update the Council actions within this End Poverty Delivery Plan.
- These refreshed approaches will incorporate responses to the Commission's specific calls to action on Housing, Employability, Health and Wellbeing, and Education.

They will also incorporate responses to the cross-cutting priority actions identified by the Commission, including:

- Delivering the city's plans for five **Neighbourhood Prevention Partnerships**, as part of a city-wide poverty prevention programme.
- Completing the **Review of Support for the Third Sector**, to provide sustainable funding for voluntary and third sector partners
- Further embedding the **voices of people with lived experience of poverty** within decision making and design of the services they depend on, including continued work with the **End Poverty Edinburgh Citizen's Group**.
- Developing partnership wide **Community Wealth Building** approaches to maximise the impact that local anchor institutions can have on their communities.
- Improving the **availability and accessibility of affordable childcare in Edinburgh**.
- Improving digital inclusion, and access to skills and devices needed to maintain a **minimum digital standard of living**.
- Improving access to **ESOL training, translation and interpretation** support across a range of services.
- Improving the quality and **use of data to shape and evaluate** the impact of poverty prevention and mitigation actions.
- Developing partnership wide approaches to ensure people, particularly children, in poverty in Edinburgh have **access to affordable, healthy food**, and **lower exposure to advertising and sales of health harming products** including tobacco, vaping, alcohol, gambling, and foods high in fat, sugar and salt.

END POVERTY EDINBURGH CITIZEN GROUP - REFLECTIONS

After the publication of the original Edinburgh Poverty Commission report in 2020, End Poverty Edinburgh (EPE) were tasked with carrying the baton within a movement to end poverty in the city; to spread awareness of poverty, influence decision making, and “hold the city to account”. Now five years later, having reached the crucial midway point in the journey to those 2030 targets, they have just co-produced the follow up, [2025 Update: Actions to End Poverty in Edinburgh](#).

To contribute to this report, EPE took part in hundreds of conversations, learning a lot more about the poverty landscape in Edinburgh. This involved meeting many inspirational people and groups, which strengthened hope that it is still possible to eradicate poverty from Scotland’s capital city. EPE members may not be “professionals” in the same sense that the original Edinburgh Poverty Commissioners, but they are most definitely qualified to sit at the same table due to their in-depth knowledge of the impact that poverty can have on the lives of people and families in their communities.

EPE say that at every meeting they attended – be that with community groups or with the Council Leader and Directors, they have been treated as equal partners and shown respect. Their lived experience has been included in decision making, and their views and opinions have been taken on board. This itself shows some of the positive progress EPE have witnessed, not just in this review, but over the past five years. It is a practice they believe is important to continue implementing in anti-poverty measures, be that with them or other lived experience panels. EPE believe that involving lived experience in the decision-making process is crucial, as they have personal experience of the reality of poverty and its impact, making them well positioned to suggest alternative solutions or approaches. As they say, they’re all trying to reach the same aim, to eradicate poverty, and seeing this involvement more regularly taking place is overwhelmingly positive.

During this review process, the group have seen some fantastic examples of collaborative working which are starting to make an impact, albeit it on a small scale. For example, they visited organisations successfully implementing “one-stop-shop” approaches – a concept they’ve advocated for a long time, and this appears to be working well. Efforts of the third sector are highly commendable, and truly inspirational at times. However, EPE have also heard some quite distressing stories of the impacts and effects of poverty on families, as well as the frustrations of the agencies and people who are trying to help them. This can be due to multiple obstacles like staff shortages, funding, silo working between departments and agencies; it must sometimes feel like one step forward and then one step back.

Certainly, poverty still has a grip on our city, and urgent action is still needed. No one should have to go without basic essentials, such as a safe and healthy home. No one should be forced into choosing between food and warmth. No one should be working long and stressful days, yet still unable to pay their bills or live a dignifying and fulfilling life. The injustice of poverty is still as prevalent as when the group formed five years ago, and as the 2025 update report finds, meeting Edinburgh’s poverty targets means lifting 36,000 people, including 8,000 children, out of poverty in this city by 2030.

Clearly then, it can be so easy to look at poverty, housing, health, employment statistics, and so on, and feel deflated and disheartened. Despite these harsh realities, the city has made a commitment to eradicating poverty and *are* moving forward. End Poverty Edinburgh welcome this update, and commends the progress made. However, with the current state of poverty and trajectory we’re on, EPE demand further and consistent action that can build on small areas of progress and gain momentum. Ultimately, EPE believe poverty will be eradicated from our city, but only with immediate, continuous and significant action from all involved.

Strategic Context

In the Autumn of 2020, the Edinburgh Partnership and City of Edinburgh Council made a commitment to take all the local actions possible to end poverty in this city by 2030.

This commitment was made in response to the findings of the Edinburgh Poverty Commission which has now conducted two independent inquiries into the causes of and solutions to poverty in Edinburgh – publishing its first report in 2020, with a further 2025 update published earlier this year.



What do we mean when we say 'End Poverty'?

In making its calls to action, the Edinburgh Poverty Commission^{iv} noted that:

"Ending poverty does not mean Edinburgh becoming a city in which no one ever loses a job or experiences a period of their life on low income.

But it does mean Edinburgh being a city where living on a low income is temporary, not a persistent trap, and does mean not having to go without food, or warmth, or safety.

And it means Edinburgh becoming a city where the number of people experiencing low income at any given time falls to a level comparable with the highest performing societies in Europe."

Edinburgh Partnership and the City of Edinburgh Council have adopted four specific local targets for the actions set out in this report. They state that by 2030, Edinburgh should aim to be a city in which:

- **Fewer than 10% of children and fewer than 10% of adults are living in relative poverty at any given time**

- **No-one lives in persistent poverty**
- **No one has to go without the basic essentials they need to eat, keep clean and safe, and stay warm and dry, and**
- **No one feels stigmatised, abandoned, or treated with less respect by the city as a result of their income.**

These local targets align with nationwide targets set out in the [Child Poverty \(Scotland\) Act 2017](#) such that:

- Fewer than 10% of children should be living in families in relative poverty by 2030.
- Fewer than 5% of children should be living in families in absolute poverty by 2030.
- Fewer than 5% of children should be living in families living in combined low income and material deprivation by 2030.
- Fewer than 5% of children should be living in families in persistent poverty by 2030.

This fifth annual progress report reflects the Commission's findings and calls to action for the next five years. It sets out:

- An overview of the latest data and evidence on changing trends in poverty in Edinburgh
- A review of actions delivered in 2025 by the Council, NHS Lothian, and the Edinburgh Partnership across each of the Edinburgh Poverty Commission calls to action, as well as
- Planned priority actions for partners during the next 12 months, building on and reflecting the findings of the Commission

In doing so, and in line with the recommendations of the Commission, this report incorporates the statutory duty for all Councils and NHS boards to produce an annual Local Child Poverty Action Report.

The report also provides the annual overview of progress against the Edinburgh Partnership’s Local Outcome Improvement Plan (LOIP). Actions to deliver its three priority areas align directly with the those reported here as part of the End Poverty in Edinburgh (EPE) Delivery Plan:

LOIP Priority 1 Enough money to live on	LOIP Priority 2 Access to work, learning and training	LOIP Priority 3 A good place to live
<p>EPE Delivery Plan actions</p> <ul style="list-style-type: none"> • Maximise uptake of entitlements • Support in a crisis • Support for energy costs • Homelessness prevention 	<p>EPE Delivery Plan actions</p> <ul style="list-style-type: none"> • Fair work • Support to get and progress in work • Attainment, achievement, and positive destinations • Affordable childcare 	<p>EPE Delivery Plan actions</p> <ul style="list-style-type: none"> • Decent, affordable homes • Digital inclusion • Accessible transport
<p>EPE Delivery Plan – cross-cutting actions</p> <ul style="list-style-type: none"> • No wrong door to support • Prevention and early intervention 		

Strategic context

These local targets to end poverty and the actions needed to deliver them are embedded throughout the strategic plans and governance frameworks of the Edinburgh Partnership, the City of Edinburgh Council, and NHS Lothian. This report draws these end poverty actions together into a single plan, updated

every year. The report aims to provide a single, comprehensive view of the steps being taken across the city in response to the challenge and calls to action set by the Edinburgh Poverty Commission.

The report is developed by a multi-agency officer working group with support and contributions from a wide range of colleagues from the Council, NHS Lothian, third sector and other partners.

Before submission to Scottish Government, in line with the Child Poverty (Scotland) Act, the report is scrutinized by relevant committees of Edinburgh Partnership, City of Edinburgh Council, and NHS Lothian.



The Edinburgh Partnership Community Plan for 2022-28 drives partnership-wide actions needed to end poverty, including actions to ensure people have enough money to live on, can access work, learning and training opportunities, and have a good place to live. This plan is currently being refreshed and will take account of the Edinburgh Poverty Commission’s 2025 findings.

The **Edinburgh Children's Services Plan for 2023-26**, provides a focus on tackling child poverty and ensuring that all of Edinburgh's children and young people enjoy their childhood and achieve their potential. The next iteration of the plan is under development. Priority areas will continue to include actions to end child poverty in the city.

The **Council Business Plan** guides the work of the City of Edinburgh Council over the period 2023 to 27. This plan incorporates the target to 'end poverty by 2030' as one of three headline priorities to drive budget and service decision making.

The **NHS Lothian Strategic Development Framework** (LSDF) sets out the role the NHS plays as an Anchor Institution in the region as being "*central to our contribution towards improving population health and wellbeing and tackling poverty and inequalities*". The LSDF also includes a focus on children and young people with workstreams focusing on improving maternal health and tackling poverty; infant and child health and wellbeing; adolescent health and wellbeing; and The Promise for children, young people, and their families.

CASE STUDY: YOUTH AND CHILDREN'S WORK

Universal youth work settings provide a dignified, non-stigmatising approach to mitigating the impact of poverty. [A study of the impact of youth work on Edinburgh](#) found that it can be substantial, providing places "where they felt safe, valued and supported, made positive choices and were better able to deal with the stresses and challenges of life".

The [Edinburgh Youth and Children's Work Strategy](#), 2023-2028 sets out eight priorities to 2028, including reducing inequality, tackling the impact of poverty, and closing the attainment gap. Examples included in the strategy show the range of approaches and the scope of provision:

- [Wester Hailes Youth Agency | Challenging Poverty | Resources | Education Scotland](#) is a case study about universal youth work organisation using a dignified approach to supporting young people impacted by poverty.
- [Reducing barriers to learning to improve attendance and learning outcomes](#) is a good practice case study involving the Council, Lothian Association of Youth Clubs (LAYC) and YouthLink Scotland, which takes a rights based approach using Pupil Equity Fund spend and working with partners to best support young people and reduce barriers to learning. Feedback from young people and parents has highlighted the difference that youth work can make to young people's wellbeing and engagement in learning.

Next steps will include continuing to seek meaningful and effective ways of engaging with young people so that they can help to shape and inform provision.

Poverty in Edinburgh: What the data tells us

The Edinburgh Poverty Commission 2025 update provided a comprehensive data and literature review on current trends and evidence on poverty, its causes and drivers. Alongside this, The [Edinburgh Children's Services Plan 2023-26](#) includes an action to 'develop and enhance a data driven approach to child poverty action planning' with focus on the [six priority family types](#) at highest risk of child poverty.

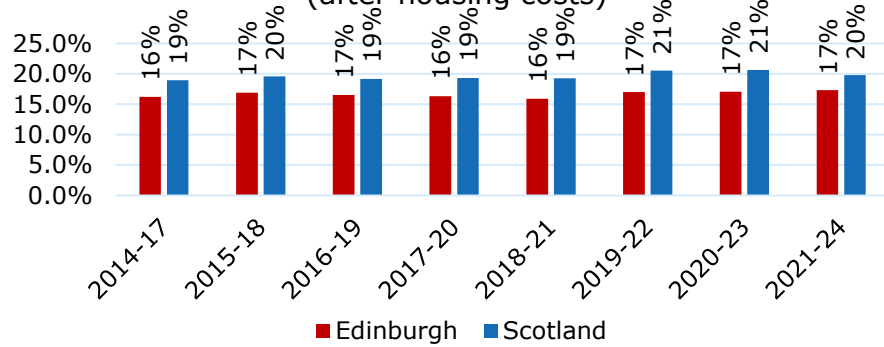
This year, NHS Lothian have developed a base line data set with focus on children and young people most at risk of living with the effects of poverty, and have led work to complete a [Joint Strategic Needs Assessment for children and young people in Edinburgh](#) (JSNA). These will inform actions within the Children's Services Plan. Appendix 2b provides a detailed overview of child poverty in Edinburgh.

In summary, the data shows that:

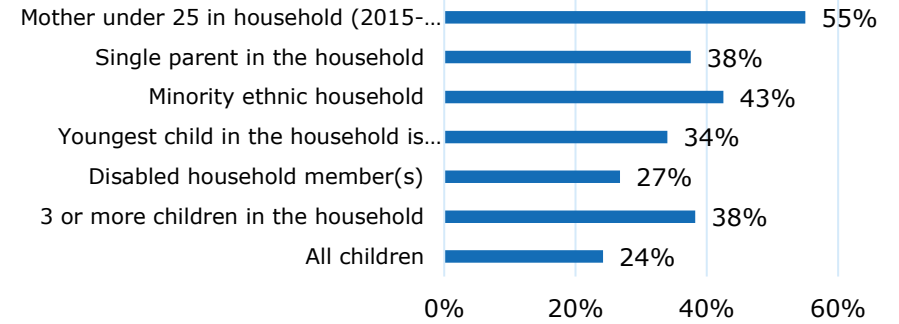
- An estimated **17% of people** in Edinburgh were living in poverty in the period to spring 2024, accounting for over 89,000 individuals^v.
- These included over 18,000 children, **or 20% of all children in the city**.
- **At least 12%** of all residents had been living in poverty for **three of the past four years**.
- To meet the headline targets set by Scottish Government and the Edinburgh Poverty Commission, requires **36,000 people, including 8,600 children to be lifted out of poverty over the 7 years from 2023-30 in Edinburgh alone**.
- This comes within a challenging macro-economic and policy environment in which child poverty rates across the UK are projected to **rise by 3 percentage points in the period to 2030**^{vi}.

- Long term trends show an increase in the severity of poverty across the UK. Rates of **very deep poverty and destitution rose by 15%** in Edinburgh between 2019 and 2022^{vii}.
- The city is still feeling the long-term effects of the covid pandemic and the cost of living crisis. As at October **2025 food prices in the UK are 57% higher, and electricity prices 48% higher than they were in September 2020**^{viii} while median wages in Edinburgh have grown by only 21%^{ix}.
- Households in key priority groups show a heightened risk of poverty and destitution. Two thirds of all people in destitution have a long term **chronic health condition or disability**, while around 40% of all **lone parent or minority ethnic households** are in poverty.
- Child poverty rates vary significantly across areas Edinburgh. Data on the Before Housing Costs measure (significantly lower than the headline After Housing Costs measure used throughout this report) shows **rates varying by 16 percentage points between the lowest rated area in Morningside, and the highest in Leith**.
- The number of **open homeless cases** in Edinburgh is now almost double the level it was in 2020, with a **40% increase** in the time taken for a case to be closed. At the same time, a **40% increase in construction costs** has led to a slow down in the rate of new house building, alongside a reduction in Scottish Government grant funding for new affordable homes in 2024/25.
- The proportion of people earning less than a real Living Wage having halved in the past five years. Despite this **61% of people living in poverty are in a household where at least one adult is working**^x.

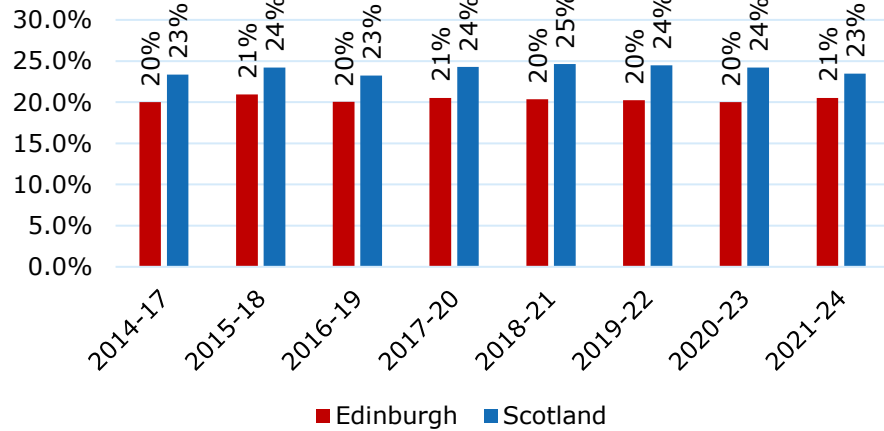
Relative Poverty rates - all ages
(after housing costs)



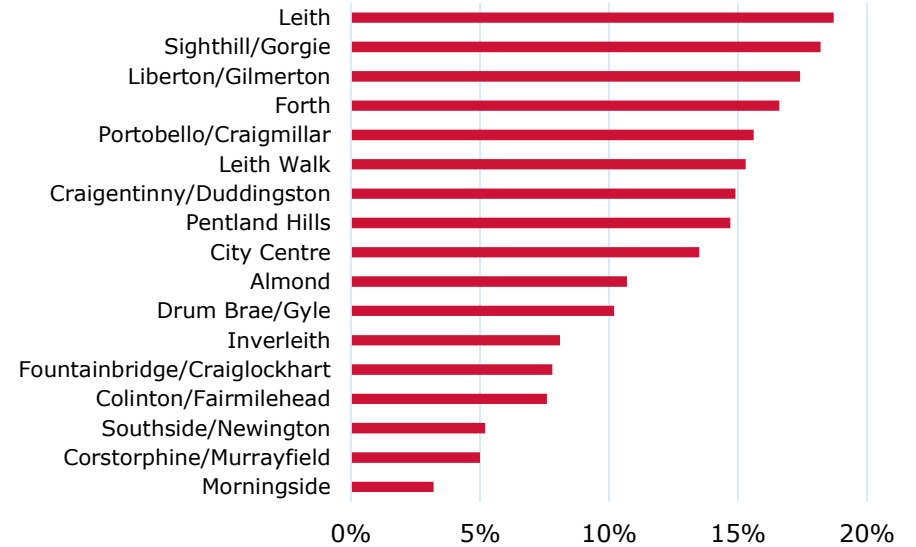
Child Poverty rates by priority group, Scotland
2021-24



Child Poverty rates (after housing costs)



Child Poverty rates (Before Housing Costs) 2024



Actions to End Poverty in Edinburgh

“Against the odds, we have found enough determination in the city to believe that the original calls to action can still be achieved by 2030. Longer-term and flexible funding, true collaboration between sectors and new forms of accountability are required for these examples to achieve their real impact. This is a time for renewed commitment from those we elect at local, Scottish and UK levels, via investment in social housing, education, fair work, social security, equity in education, health and social care and a just transition. There is no sustainable route to ending poverty otherwise.”

Edinburgh Poverty Commission 2025 update

This section sets out the actions needed to end poverty in Edinburgh, building on the original findings of the Edinburgh Poverty Commission and including:

- **Calls to action for UK and Scottish Governments, and**
- **A framework for local action**

Calls to action for national governments

The Edinburgh Poverty Commission 2025 update demonstrated the powerful impact that national governments can have on poverty levels in the city.

The Commission found that:

- 38% of people exiting poverty do so while experiencing a rise in the benefits payments they were able to access
- Poverty rates in Scotland dropped by 1 percentage point in the most recent year, compared to no change across the UK – with this diversion corresponding with the introduction of the Scottish Child Payment (SCP)

- Policies implemented by Social Security Scotland through the roll out of SCP and the Adult Disability Payment, have been welcomed for treating people with dignity and respect, and for their commitment to embedding support for applicants in local communities, and
- Government investment in employability programmes provide a vital route of poverty for thousands of people in Edinburgh. 16-27% of people who lift out of poverty do so due to an increase in the number of workers in their household, or an increase in the number of people moving from part time to full time work

It is for these reasons that the Commission noted that:

- *“The response to poverty in Edinburgh needs to come from a strong and refreshed collaboration between governments - which hold the levers needed to tackle ... macro issues – and the local public sector bodies, employers, and third sector organisations – which hold the relationships needed to make an impact on the lives of individual people in poverty.”*

In particular, the Commission called for UK and Scottish Governments to:

- Provide the **funding stability and flexibility** local partners need to plan and deliver actions to end poverty in Edinburgh
- Provide the additional **investment needed to deliver at least Edinburgh’s planned pipeline of new homes** over the next five years, without which there is no pathway to meeting the Scottish Government’s child poverty targets
- Provide a social security system designed around a **minimum income guarantee** that allows everyone to live a dignified quality of life
- Deliver on commitments to strengthen **employment rights** and end exploitative zero hours contracts

- Provide sustained **investment in the employability and skills** support needed to help people stay in and return to work
- Deliver a **Scottish Childcare Guarantee** which make childcare affordable and accessible for everyone who needs it, and
- Expand **concessionary travel** to under 25s, unpaid carers and people on low-income and disability benefits

A framework for local delivery

“To end poverty in the city, the pre-condition and the single biggest transformation Edinburgh could achieve would be to make the experience of seeking help less painful and confusing more humane, and more compassionate.” **Edinburgh Poverty Commission 2025 update**

Partners in Edinburgh are committed to a framework of actions designed to respond to all the calls to action from the Edinburgh Poverty Commission. Across all the plans and strategies noted earlier in this report, the actions of city partners are focused on four core themes:

1. **Increase income from work and opportunity to progress** - this includes actions to:
 - Promote fair work that provides dignity and security
 - Help people to access and progress in work, and
 - Improve attainment, achievement, and positive destinations for young people who grow up in poverty.
2. **Maximise support from social safety nets** - this includes actions to:
 - Maximise uptake of benefits entitlements and other support
 - Deliver well targeted cash first and local crisis support programmes, and
 - Help prevent homelessness
3. **Reduce the cost of living** - this includes local actions to:

- Deliver decent homes that people can afford to live in
- Provide targeted support for rising energy costs
- Improve access to affordable childcare, and
- Improve digital inclusion and access to affordable transport

4. **Make it easier to find help** - this includes local actions to:
 - Deliver integrated, ‘no wrong door’ approaches to service delivery and prevention of poverty
 - Provide the support people need, in the places they live and work, and
 - Deliver poverty awareness training programmes that addresses stigma and supports public sector workers to put prevention of poverty at the heart of everything they do.



The next chapter in this report provides an overview of progress against delivery of actions in this framework during the 12 months to the end of September 2025.

End Poverty in Edinburgh Delivery Plan: Progress during 2025

End Poverty in Edinburgh Delivery Plan

- Promote fair work that provides dignity and security
- Help people to access and progress in work
- Improve attainment, achievement, and positive destinations for young people who grow up in poverty

Increase income from work and opportunity to progress

Maximise support from social safety nets

- Maximise uptake of benefits entitlements and other support
- Deliver well targeted cash first and local crisis support programmes
- Help prevent homelessness

- Deliver decent homes that people can afford to live in
- Provide targeted support for rising energy costs
- Improve access to affordable childcare
- Improve digital inclusion and access to affordable transport

Reduce the cost of living

Make it easier to find help

- Deliver integrated, 'no wrong door' approaches to service delivery and prevention of poverty
- Provide the support people need, in the places they live and work
- Deliver poverty awareness training programmes that address stigma

A: Increasing incomes from work and opportunities to progress

Action	Progress in 2025 and priorities for 2026
<p>A1. Promoting fair work that provides dignity and security</p> <p>Supports LOIP 2</p>	<p>Fair work that provides dignity and security was one of the Edinburgh Poverty Commission's calls to action following its 2025 interim review. While in-work poverty levels remain too high in Edinburgh, secure, well-paid work remains the best and most sustainable route out of poverty for most people.</p> <p>Progress during the last year</p> <p>1. Fair Work</p> <p>The Edinburgh Fair Work Action Group continued their work to raise the profile of Fair Work and increase take up of the Living Wage accreditation among Edinburgh employers:</p> <ul style="list-style-type: none"> As of September 2025, there were 787 Living Wage employers in Edinburgh, collectively employing 219,373 workers and uplifting 13,405 workers onto the real Living Wage. So far, in the financial year 25-26 there have been 46 new Living Wage employers collectively employing 1,172 workers and uplifting 279 of those to the real Living Wage. There are now 18 Living Hours employers in Edinburgh, the second largest proportion for a local authority in Scotland. <p>2. Living Wage Employers</p> <ul style="list-style-type: none"> The City of Edinburgh Council is itself accredited with 93% of its regulated suppliers paying a real Living Wage and 34% being accredited Living Wage employers; we continue to highlight the benefits of being accredited to new and existing suppliers (procurement-annual-report-2025); and have undertaken further stakeholder engagement to support a new Edinburgh Fair Work Charter to provide guidance and support for employers and policy makers in the city. NHS Lothian is an accredited Living Wage Employer and all of the contracts it awarded during 2024-25 were with suppliers that are Real Living Wage Accredited or working towards this. <p>3. Supporting the community</p> <ul style="list-style-type: none"> The Council is working on its Community Wealth Building Plan for Edinburgh, which includes actions to further promote fair work and just labour markets. Scran Academy and Space@Broomhouse operate cafés in hospital sites as part of our NHS Lothian Anchor Institution hospital café programme, recognising the value a social enterprise can offer for patients, visitors and staff while supporting people to gain a foothold in the labour market. The Edinburgh and South East Scotland Community Benefits Portal has made 114 matches between suppliers and community-based projects, ensuring that locally-delivered projects and receiving benefit of large scale investment.

Action	Progress in 2025 and priorities for 2026
	<p>Priorities for 2026</p> <ul style="list-style-type: none"> • Publish the Council's Community Wealth Building Plan and begin implementation • Continue work to investigate options for provision of catering in NHS Lothian sites in partnership with social enterprises.
<p>A2. Helping people to access and progress in work</p> <p>Supports LOIP 2</p>	<p>Edinburgh has a strong labour market, but many people struggle to find suitable employment or their work does not lift them out of poverty. Therefore, our focus has been not only supporting people into employment but supporting them into well-paid employment and to progress in employment. We also work alongside employers to ensure roles are inclusive, well-paid and fair.</p> <p>Progress during the last year</p> <ol style="list-style-type: none"> 1. General support <ul style="list-style-type: none"> • The Edinburgh Guarantee continued to support people to access and progress in fair work, training or further education. • Council-funded programmes provided employability and skills support for 5,099 people, including 1,638 young people • A further 1,486 people were supported by UK government funded, Shared Prosperity Fund • We continued our support for people who are preparing to leave prison, along with the voluntary sector and Scottish Prison Service • We continued to support people who experience barriers to employment by delivering: <ol style="list-style-type: none"> a. The Employer Recruitment Incentive: supporting employers to recruit 42 people (13 were parents in a priority family group) by giving up to 52 weeks of support for each person and employer to embed and sustain their employment b. The Job Creation Scheme which gave 42 people 6 months paid work experience within the council, 70% securing employment afterwards. c. The NHS Gateway Programme – 6 month supported and paid work placements for 15 people across NHS Lothian 2. Holistic support for parents <ul style="list-style-type: none"> • We increased the Council's Parental Employment Support (PES) team from 3 to 8 officers and continue to build partnerships with providers so that we can help people to overcome all of their barriers to employment e.g. family support and ESOL • We re-commissioned our support for families who need employability support, making sure that these new projects can support all their needs (e.g. money advice, immigration, trauma-informed practice, domestic abuse, flexible working and childcare) • We continue to offer a discretionary transition fund to support parents from the six priority family groups with costs of training, short-term childcare, PVGs, digital equipment, driving lessons and creche facilities; granting £55k for 66 applications • We promoted the support available to parents by hosting an event in North-East Edinburgh, attended by around 150 parents and children. We plan to replicate this in another part of the city in February 2026. 3. Support for families from ethnically diverse backgrounds

Action	Progress in 2025 and priorities for 2026
--------	--

- The Whole Family Equality Project supported 320 parents from ethnically diverse backgrounds and many received support around their immigration and work status as well as a total of over £104k in financial gains.
- We set up a new ‘Skilled Voices’ panel to better understand the barriers that qualified workers from ethnic minorities face in securing work in their chosen field. The panel will report back to employers about adjustments that would help meet their needs
- Recognising the language barriers faced by recent migrants to the City, specifically the issues this creates in gaining work, Capital City Partnership led work to commission a new ‘ESOL for Employability’ programme which will begin in October 2025.

A summary of the volume and outcomes for parents in Council-funded employability projects is shown in the table below

Priority family group	2023/24 Engagements	2024/25 Engagements	2023/24 Job Outcomes	24/25 Job Outcomes	2023/24 Education Outcomes	24/25 Education outcomes
Lone Parents	1,206	1,377	112	131	63	52
Parents under 25	138	117	14	17	8	2
Families with a child under one	69	91	7	7	8	6
Large families (3+children)	269	362	22	34	20	15
<i>Families where there is a disabled adult or child*</i>	1,520	479*	177	56	95	5
<i>Minority ethnic families**</i>	1,931	722**	264	99	128	45

*Disability figures are now captured differently from 2024/25 with the figure now representing only those for whom their health condition is a barrier to work

**lower figure this year reflects the more intensive engagement programme in 23/24

4. Support for People with Long-Term Health Conditions or Disabilities

Action	Progress in 2025 and priorities for 2026
	<ul style="list-style-type: none"> • All in Edinburgh continues to support 900 people with long-term health conditions and disability each year with 140 moving into work last year and 36 retaining their employment, alongside £629,952 in financial gains • The Health and Social Care Partnership’s refreshed strategic plan acknowledges the place that employment has in preventing ill health. In June 2025 the Local Employability Partnership bringing together academics and partners to support strategic ambitions in the area of work and health. <p>Support for young people</p> <ul style="list-style-type: none"> • 1,604 people started a modern apprenticeship in 2024/25. As Anchor Institutions the Council (80) and NHS (66) support frameworks relating to Clinical Support Workers, Procurement, Call Handlers, and Apprenticeships for Pre-Registration Pharmacy Technicians • Youth providers through No One Left Behind and UK Shared Prosperity Fund supported young people to gain 146 jobs, 155 progressions to education and 590 other progressions including volunteering, training and work placements. • The Moving Forward and Moving Forward for Parents Programme support young people from households facing intergenerational poverty, with a combined offer to young people and their carers, recognising the interdependence of their employment journeys; last year we supported 255 people aged under 25; we have extended and increased this approach for Young People who have additional support needs, with our BEmpowered project reaching 20 young people per year. • The Local Employability partnership contributed to a Transition Toolkit for care-experienced young people leaving school supporting and inspiring them to get in, stay in and return to college and university <p>Poverty Prevention</p> <ul style="list-style-type: none"> • Skills Development Scotland now provide community-based career advice, offering information and guidance in a range of local venues including schools, college campuses and voluntary sector venues. <p>Priorities for 2026</p> <ul style="list-style-type: none"> • Explore potential for further placements and apprenticeships for parents • Launch the new ESOL for Employability programme for job seekers for whom English is not a first language • Work with industry to make sure that people have the expertise to apply for new higher skilled jobs in data and the green economy, aiming to introduce a framework for higher level skills that will lift people entirely out of benefits. • Work with the Scottish Health Equity Research Unit to better understand and develop and implement solutions for people with long term health conditions and disabilities, through the Local Employability Partnership and the Health and Social Care Partnership • Strengthen the employability provider network (Network of Employability Support and Training), focusing on organisations supporting priority families so that providers are connected, resourced, and equipped to respond to emerging labour market challenges. • Share learning from five years of whole-family support delivery of the Intensive Family Support (IFS) to inform future employability and family support policy at local and regional levels. • Improve integration across advice, employability, health, and family support services including closer alignment between the Edinburgh Advice Network (EAN) and Joined Up for Jobs (JUfJ) to strengthen pathways out of poverty. • Support positive destinations for the hardest to reach young people by working with education and intervening earlier • NHS Lothian leading on the development of a Joint Strategic Needs Assessment (JSNA) for employability and health

Action	Progress in 2025 and priorities for 2026
<p data-bbox="161 268 398 513">A3. Improve attainment, achievement, and positive destinations for young people who grow up in poverty</p> <p data-bbox="161 533 376 564">Supports LOIP 2</p>	<p data-bbox="421 268 2069 357">We remain focused on raising attainment and improving outcomes for all children and young people and we track pupils' achievements throughout their school years. Children from our most deprived communities were affected most by the impact of COVID-19 restrictions and we remain committed to ensuring inclusive education for all.</p> <p data-bbox="421 376 887 408">Key achievements over the last year</p> <p data-bbox="421 427 622 459">1. Early Years</p> <ul data-bbox="421 459 2069 708" style="list-style-type: none"> <li data-bbox="421 459 2069 580">• We monitor services for children under school age, and whether parents and carers get their preferred model (e.g. forest kindergarten, childminder, full year or term time settings) as this can affect their own employment; we use this information to review capacity requirements; our latest figures showed that 91% (November 2023 survey) of parents said that they received their first-choice of preferred model, an increase of around 15% from the previous survey November 2021. <li data-bbox="421 580 2069 644">• We have responded to parent feedback on the Early Years service by increasing the flexibility of places offered (e.g. term time of across the year) and how funding is accessed and from August 2024, we introduced the option for purchasing additional hours <li data-bbox="421 644 2069 708">• Our additional Early Years Practitioner is now well established and supports all primary schools with their approaches to supporting young learners as they transition from Early Learning and Childcare to Primary 1. <p data-bbox="421 724 815 756">2. Attainment and attendance</p> <ul data-bbox="421 756 2069 1315" style="list-style-type: none"> <li data-bbox="421 756 2069 852">• Attainment against national benchmarks has improved across most measures. The proportion of learners gaining 1,3, or 5 at SCQF levels 5 and 6 has increased for both the least and the most advantaged learners in 2024 with the improvement being greater for the least advantaged group. <li data-bbox="421 852 2069 948">• However, the attainment gap is biggest for learners in receipt of free school meals and care experienced learners and actions are in place including identifying and sharing effective practice and professional training to accelerate the learning among these young people. <li data-bbox="421 948 2069 1043">• We opened the Corporate Parent Hub for care experienced learners disengaged from education to deliver national qualifications in partnership with schools; and the We Matter Team has provided 1:1 input in our residential placements to improve attainment for care experienced identified young people. <li data-bbox="421 1043 2069 1107">• Overall attendance in 2024-25 is above the national average; we continue to support improvement through early intervention, regular rigorous tracking, communication with families and a focus on support to address barriers <li data-bbox="421 1107 2069 1235">• Edinburgh schools continue to provide a widening range of pathways through vocational qualifications and awards. Schools ensure that these pathways are personalised to the learner and have parity of esteem with other qualifications. Vocational courses are mainly delivered through National Progression Awards (SCQF levels 3-6) and the number of passes has increased from 941 in 2023 to 1,944 in 2025, an increase of over 100%. <li data-bbox="421 1235 2069 1315">• Edinburgh's Annual Participation Measure which shows the percentage of 16-19 year-olds participating in education, employment or training, was 94%, the highest since 2016. For young people in the least advantaged group the level is 90% compared with 97% for the most advantaged. However, the gap has reduced over the year and is the second lowest on record. <p data-bbox="421 1331 1084 1362">3. Upskilling teachers and early years practitioners</p> <ul data-bbox="421 1362 2069 1423" style="list-style-type: none"> <li data-bbox="421 1362 2069 1423">• High-quality learning and teaching is essential for children and young people from disadvantaged backgrounds and those with protected characteristics:

Action	Progress in 2025 and priorities for 2026
	<ul style="list-style-type: none"> • We have development of the Support Workers Charter and Early Years Practitioners Charter <ul style="list-style-type: none"> ◦ Over 900 teachers participated in the Teachers' Charter professional learning • 65% of our senior leaders in schools have completed our Leadership for Equity programme, developed to help close the poverty related attainment gap <p>4. Actions to prevent or tackle the effects of poverty</p> <ul style="list-style-type: none"> • Improving equity and reducing stigma and the cost of the school day e.g. by revising the Making Education Equal for All good practice guide • Using the Pupil Equity Fund to support closing the attainment gap, with support from the Education Scotland attainment advisor and officers • Taking a place-based approach to allocating Strategic Equity Funding (SEF) with our Learning Communities bidding for funds to continue their Team around the Community (TAC) approach to improving attendance and closing the poverty-related attainment gap • Using SEF to fund a cloud-based pupil tracking system, increased capacity in data analysis, a raising attendance strategy and a pathways team, developing a range of place based vocational courses <p>5. The Whole Family Wellbeing Fund This Scottish Government initiative is intended to address some of the disadvantages and challenges which can limit opportunities for people. Examples of services funded in Edinburgh span support for families with disabilities or neurodivergence, parent-led childcare and support for young people's mental health, delivered through a collaboration of five youth work organisations.</p> <p>6. Connected Communities Edinburgh 2024-27 This a 3-year grants programme supports third sector umbrella organisations as well as local, grassroot organisations delivering direct services to children, young people and families across Edinburgh; there are three funding strands:</p> <ul style="list-style-type: none"> ◦ Learning outcomes for disadvantaged children, young people and families in Edinburgh ◦ Health and wellbeing outcomes for children, young people and families in Edinburgh ◦ Youth and children's work in Edinburgh <p>The funding process built in reporting on the priority family groups (for poverty) as part of the monitoring of use of funds issued to the successful bids.</p> <p>7. The Council's Wider Achievement and Lifelong Learning Service priorities include tackling poverty and inequality and addressing barriers associated with poverty with actions over the past year as follows:</p> <ul style="list-style-type: none"> • Adult and Family Learning Team deliver a wide range of learning opportunities to adult learners, with pathways onto further learning and into employment. Courses are free, apart from the Auld Education programme (which offers concessions to around 50% of participants) and include Multiply (adult numeracy), adult literacies, courses for Deaf and Hard of Hearing adults and Outlook which enables people who access mental health services to take up a variety of opportunities. • Parent and Carer Support, Wellbeing and Child Poverty The team develop and deliver learning, training and support for parents and carers, children and young people, staff and partners that aim to address child poverty and other inequalities. These include accredited parenting courses which develop parenting skills, improve

Action	Progress in 2025 and priorities for 2026
	<p>health and wellbeing and reduce social isolation. Programmes such as Discover and Chill n Chat directly support parents and families living in poverty, with over 600 families attending the Discover holiday programme. The team also makes links with schools and families living in temporary homeless accommodation and has continued to promote and develop the Support for Families Website.</p> <p>Priorities for 2026</p> <ul style="list-style-type: none">• The Edinburgh Community Learning and Development Partnership has set up a working group, to understand financial literacy work support for children and young people, aiming to identify current provision, gaps and options to support improvements.• An increased focus on improved outcomes for young people who are care-experienced and/or in receipt of free school meals.• Share actions taken over the last 10 years of 1 in 5 Raising Awareness of Child Poverty and set aims for the next 10 years

CASE STUDY: EMPLOYER ENGAGEMENT FOR ETHNIC MINORITIES

Poverty rates in Scotland are disproportionately high for some ethnic group, including 43% for 'Asian or Asian British' and 50% for 'Mixed, Black or Black British, and Other' groups between 2019-24 ([Scottish Government, 2025](#)). The poverty rate amongst the 'White - Other' group was 20% and that of the 'White - British' group was 18%.

Employment is one of the most powerful levers we have, to build a more inclusive and equitable society. However, in Scotland, the employment gap between white and minority ethnic groups was 13.8% in 2023 ([Scottish Government, 2024](#)). Data for Edinburgh show that ethnically diverse groups' meaningful employment outcomes remain disproportionately low ([CCP, 2023](#)).

Migrants face major adaptation challenges, including navigating UK systems, securing housing, and adjusting to workplace norms. Culture shock, mental health pressures, and prolonged unemployment can reduce confidence and skills.

Edinburgh now has a number of projects which support people from ethnically diverse communities to access and sustain employment and in 2024/25 began a project of engaging with employers to ensure that their workplaces were accessible and inclusive to the graduates from these services. The team at Capital City Partnership has now delivered a number of events and workshops with employers on topics such as immigration and sponsorship, how to evaluate and improve their equality and diversity policies, retaining an ethnically diverse workforce and recognition of qualifications gained abroad. Overall the project has engaged with 50 employers and have reported that being brought together with people with lived experience has been 'illuminating' for them.

CASE STUDY: CHILDCARE

Accessing childcare is a challenge across the city, with some providers ceasing operating. Providers are experiencing the same recruitment and retention challenges as the wider Health and Social Care sector.

The Whole Family Wellbeing Fund's Parent-led Childcare project aims to reduce and prevent the inequities across the city of school-age childcare provision. Key activities are:

- The co-production of new parent led out of school care in the Craigmillar area. This parent-led childcare model ensures a level of affordability and is led by needs of the local community.
- Delivery of a programme of activities to address current challenges for existing providers around governance, business development and fundraising.

Challenges for parent-led childcare include accessing enough space to meet the demand, and many clubs are running a waiting list. The Council provides support these not for profit childcare providers with a free let, so that funds are redistributed back into service provision.

The continued increase in children with additional support needs poses a challenge/opportunity ensuring that the environments are suitable for them.

Next steps: the Parent-Led Childcare Collaborative will continue until 2027 and the focus will be to support providers to strengthen services to help prevent further closures; and to build on learning to date around establishing new provision in areas of need.

B: Maximising support from social safety nets

Action	Progress in 2025 and priorities for 2026
<p>B1. Maximise uptake of benefits entitlements and other income support</p> <p>Supports LOIP 1</p>	<p>Welfare benefits advice is delivered by a range of organisations across the statutory and third sectors and future funding is uncertain. Demand for welfare benefits advice remains high and cases are becoming more complex. An estimate of the level of need for welfare rights and debt advice¹ suggest that there is a considerable gap in provision, with up to 50,000 people not receiving the support that they might need.</p> <p>During the last year</p> <ul style="list-style-type: none"> • Around 26,500 citizens received advice, gaining £26m across the city. <p>The Council:</p> <ul style="list-style-type: none"> • Made a £1m investment in funding to support the continuation of critical income maximisation services provided by the third sector during 2025/26, and began to develop a commissioning approach for future years. • Updated its webpages to provide online support tools including a benefits calculator to help the people find out what benefits they could claim; and Lightning Reach which is a free online portal that allows people to find and apply for financial support from multiple providers, quickly and easily. • Launched a targeted campaign in March to promote its Cost of Living webpages, and the newly integrated Entitled To benefits calculator tool and Lightning Reach. The campaign was designed in collaboration with the End Poverty Edinburgh citizens group. It tested the use of digital marketing techniques to target families with children, as well as the more traditional print resources such as lamppost wraps and use of social media. <ul style="list-style-type: none"> • Sessions on the Council website's cost of living landing page surged during the generic campaign with 22,313 visits (95% of total sessions) attributed to people clicking through from campaign ads. • 61% of people clicking through to use the benefits calculator (an increase of almost 160% during the campaign) • The daily average of people completing the Entitled Tool increased during the campaign period by from 20 to 38 • Data from the benefits calculator showed an unclaimed benefits value of £170,500 (claimable per week) over the course of the campaign, with Universal Credit being the most unclaimed benefit. • Single parent families have the highest total value of unclaimed benefit (£43,000) followed by families where someone in the home is disabled (£32,000). • On average, per family, large families have the largest unclaimed benefit (£244) followed by young parents (£156). • Delivered a Pension Credit uptake campaign, enabled by a data sharing agreement with DWP, and using housing benefit and council tax reduction data to identify 206 people who might be entitled. This delivered: <ul style="list-style-type: none"> • £697,612 to 132 individuals (an average of over £5k per person) so far, with a further 43 waiting to hear the outcome of their claim

¹ Welfare Rights and Debt Advice Services – Needs Assessment for Edinburgh, NHS Lothian Public Health, 2024

Action

Progress in 2025 and priorities for 2026

- other entitlements to be identified including 128 Pension Age Winter Heating Payment / Winter Heating / Warm Home Discount etc claims and a number of Council Tax Reduction, Housing Benefit and disability benefit claims; and 31 TV License exemptions.

The NHS

- Progressed of a more joined up approach to income maximisation in NHS settings, including a shared pathway for health visiting, family nurse partnership and midwifery services and established a dedicated city wide Family Nurse Practitioners income max and welfare advice pathway
- As part of the Scottish Government's Cash First funded project, looked into infant food insecurity, surveying key staff and setting up a short life working group to map current provision, identify gaps and develop recommendations to respond to these.
- Citizens Advice Edinburgh and CHAI continued to deliver welfare advice services in the Edinburgh acute hospitals, making access easier for families who may struggle to engage with community based services, or who may find they are experiencing financial difficulties as a result of their child's illness or hospital stay. The advisers also offer advice and support a range of issues in addition to benefits, including finance, immigration, employment, housing and debt. These services are funded until the end of September 2026.

The **Edinburgh Advice Network (EAN)** has continued to help build knowledge, skills and awareness among providers through events spanning the cost of living crisis, homelessness, advisor wellbeing and immigration support as well as skills development sessions including Confident Conversations: Child Maintenance training with Fife Gingerbread and Trauma-Informed Practice. They have launched their new website: www.edinburghadvicenetwork.org providing Network News, updates on policy changes, funding, and best practices and Weekly/Bi-weekly bulletins for practitioners.

Priorities for 2026

- Co-design a commissioning specification for income maximisation services provided by third sector
- Continue to work towards greater parity between the statutory and third sector – pay, security via longer term funding, pensions supported by job evaluation; and introduce Advisor and Support Worker roles to maximise use of limited pool of trained staff.
- Stabilise long term funding for accredited income maximisation service providers
- Making sure that income maximisation is integrated at local level including within the Neighbourhood Prevention Partnership, Team Around the Community and Whole Family Wellbeing fund initiatives
- Build on learning from the targeted campaign to **promote the Cost of Living website** e.g. those groups found to have the highest total values of unclaimed benefit could inform future targeted campaigns
- **Support benefits uptake** – further work is planned to contact all individuals who are in receipt of Housing Benefit or Council Tax Reduction who will reach pension age in 2025, to reduce the risk of poverty as people on from working age benefits; and we will consider taking a similar approach to maximising income for households with children.
- Continue to support the Scottish **Illegal Money Lending** Unit's Stop Loan Sharks Scotland Charter Mark by promoting their illegal money lending training for front line staff and their annual awareness raising campaigns.

Action	Progress in 2025 and priorities for 2026
	<ul style="list-style-type: none"> The Edinburgh Advice Partnership (EAP) will hold a session to consider evidence of need and demand as well as their reach and outcomes; this will include a detailed consideration of the scale and extent of debt to support prevention and mitigation The EAP/ EAN to continue to support any raising awareness work in relation to gambling i.e. resources, training etc.
<p>B2. Deliver well targeted cash first and local crisis support programmes</p> <p>Supports all LOIP priorities</p>	<p>The Council delivers direct cash and crisis support to low-income families in need in a range of ways and administers one-off funding from the Government to support people through the cost of living crisis.</p> <p>Progress during the last year</p> <p>The Council:</p> <ul style="list-style-type: none"> Provided over 9,000 free school meal payments and just over 8,500 clothing grants Delivered £168.5m in housing benefit, £27.4m in Council Tax Reduction and £6.8m in Discretionary Housing Payment funding to low income families in Edinburgh Administered the Scottish Welfare Fund in Edinburgh, including 29,500 Crisis Grant applications to a total value of £2.399m, and 7,876 Community Care Grants, to a value of £1.784m <p>Partners working together:</p> <ul style="list-style-type: none"> The Cash First approach to food and fuel poverty, provides immediate relief alongside a discussion about the underlying causes of the crisis and help to access other supports, for example, the Scottish Welfare Fund, The Advice Line (the Council's Income Maximisation Service), referral for debt support, energy advice, access to GP and health services. Following a successful test in two areas, it has been extended across the city, including 'pop up' drop-in sessions at 2 local libraries, a food bank and a primary school (see case study). The Menu for All network, led by Edinburgh Community Food, continued to implement the <u>Ending Poverty-Related Hunger in Edinburgh strategy</u>, and progress has been made in developing a network of emergency and community food provision, which aims to support co-ordination and share learning and good practice as well as challenges. <p>Priorities for 2026</p> <ul style="list-style-type: none"> Building on the Cash First tests, continue to develop ways to engage with people at risk of poverty and provide support at an early stage Develop a way to ensure that accurate, up to date information on sources of support are readily available to staff, volunteers and citizens Continue to implement Menu for All including the ongoing development and embedding of a network of Emergency and Community Food Providers

Action**Progress in 2025 and priorities for 2026****B3. Help people to prevent homelessness and other crises**
Supports LOIP 1

Homelessness and access to affordable housing continues to be the biggest and most visible driver of poverty in Edinburgh in 2024, as illustrated by the Council's declaration of a Housing Emergency in 2023. The Rapid Rehousing Transition Plan has been incorporated into our new [Local Housing Strategy](#) with the strategic objectives around homelessness remaining; prevent homelessness in the first place, where temporary accommodation is required it meets the needs of the household, support people to access settled accommodation as quickly as possible and reduce rough sleeping.

Progress during the last year

- Published a strategy to change the mix of temporary accommodation agreed by Housing, Homelessness and Fair Work Committee in February 2025.
- Prevented homelessness for 1,735 households, supported 579 households to move on from temporary accommodation, answered 4,529 Advice Line calls and delivered 66 homelessness prevention training sessions.
- Continued to develop the Early Intervention Team, which began in December 2023, to reach out to all households who contact homelessness services who are not immediately roofless, offering an interview to identify opportunities to prevent homelessness. As part of the development of the team, officers have worked on a new Housing Options Checker which all Edindex applicants can access. The tool allows officers to receive notifications when users have identified some emerging housing issues, which the applicant themselves may not recognise as being 'at risk' of homelessness, but can allow officers to intervene at an earlier stage.
- Continued to change the mix of temporary accommodation stock to meet the needs of the household, including an additional 64 beds in homeless accommodation with support; and increasing the number of households accessing homeshare accommodation.
- In line with the Housing Emergency Action Plan, increased the number of homes let to homeless households and reduced the number of void properties. Allocation levels for social rent to homelessness households in 2025/25 were:
 - 792 (74%) of Council homes
 - 592 (66%) of RSL social rented homes
- Continued to support people experiencing homelessness to access employment: an Encompass employability advisor started in February 2024 and is now currently supporting 13 people regularly, focusing on creating and updating CVs, exploring different industries and education options and looking at community activities people can do to increase their confidence, employability and wellbeing.
- Continued to provide a hospital in-reach service to support inpatients identified as being homeless to register with primary care, engage with the housing system, and gain help with income maximisation

Priorities for 2026

- Ensure that the Council and partners in the city are prepared for the forthcoming homelessness prevention duties including the duty on public sector bodies such as health and social care and the police to 'ask and act' in relation to someone's housing and homeless situation, including carrying out and learning from the Scottish Government funded Ask and Act pilot in Westerhailes.

Action	Progress in 2025 and priorities for 2026
	<ul style="list-style-type: none"> • Scope out all potential options to maximise homelessness prevention activity and build on successes of teams, including utilising data led projects such as Smart Data Foundry and DataLoch. • Continue development of the Youth Housing Hub proposal. • Continue to implement the medium to long term strategy to change the mix of temporary accommodation. • Embed the recommendations from the Children and Young People's Joint Strategic Needs Assessment into the next iteration of the Children's Services Plan. This includes a focus on the needs of children living in temporary accommodation across the city

CASE STUDY: PENSION CREDIT TAKE UP

This initiative has been made possible through a data sharing agreement between the City of Edinburgh Council and DWP.

Responding to the cuts to winter fuel assistance and the rise in cold related deaths, the City of Edinburgh Council identified people who might be entitled to Pension Credit by using Housing Benefit (HB) and Council Tax Reduction (CTR) data.

The Council's Transactions team provided the Advice Shop with a list of around 900 individuals to be screened for entitlement to Pension Credit and allocated a welfare rights adviser to contact them. From this, 206 people were identified as likely to be entitled and made an application, resulting in:

- 132 people gaining £697,612, an average of £5,285 additional annual income per person; a further 43 people are still waiting on the outcome of their claim
- 128 Pension Age Winter Heating Payment / Winter Heating / Warm Home Discount etc claims and a number of Council Tax Reduction, Housing Benefit and disability benefit claims.
- 31 TV License exemptions.

Key learning has been to use a variety of ways to verify that Council advisers are legitimate (needed because there had been a number of recent scams) and to use different approaches to making claims (e.g. home visits, paper forms, office-based assistance etc).

We now have a list of everyone getting HB and/or CTR who have or will reach State Pension age in 2025. This will allow us to offer early intervention and reduce the number of people who leave working age benefits but who do not move into PC Guaranteed Credit.

The next steps will be to consider how we could implement a similar approach to maximising income for households with children.

C: Reducing the Cost of Living

Action	Progress in 2025 and priorities for 2026
<p>C1. Deliver decent homes that people can afford to live in</p> <p>Supports LOIP 3</p>	<p>The Council is the largest affordable housing developer in the city. Our Local Housing Strategy sets out a vision <i>that everyone in Edinburgh can access and live in a home that is warm, safe, high quality, meets their needs and that they can afford. Everyone can access the right support, at the right time, to allow them to be part of a thriving community.</i> Our refreshed Housing Emergency Action Plan focuses on two themes; housing supply and demand for housing.</p> <p>Progress during the last year</p> <ul style="list-style-type: none"> • Local Housing Strategy (LHS): Housing, Homelessness and Fair Work Committee approved Edinburgh's Local Housing Strategy 2025 – 2030 on 13 June 2025. This sets out the vision for delivery of housing and related services for at least the next five years. It covers all housing tenures and is the over arching parent strategy across housing and homelessness. The LHS has 12 strategic objectives, with an action plan to support delivery of the strategy. Annual updates on the LHS will be reported to Committee and Scottish Government each summer. • Housing Emergency Action Plan (HEAP): Following approval of the HEAP – Annual update in February 2025 officers undertook a series of stakeholder events to inform a refreshed HEAP. The refreshed HEAP has 2 themes, 6 strategic outcomes and 36 actions. Housing, Homelessness and Fair Work Committee approved the refreshed HEAP and governance model on 13 June 2025 and approved the programme plan, KPIs and an update to the governance model on 23 September 2025. Updates to the HEAP will be reported to Committee every six months; the first update is due in February 2026. • Housing Partnership: A strategic housing partnership has been established with the first meeting held on 12 November 2025. A key remit of this partnership is to provide strategic oversight of the HEAP, bringing together key city stakeholders to develop strategic responses to the city's housing emergency. • Increasing affordable housing: working towards a 25,000 target - since 2016, around 10,900 new affordable homes have been approved (658 in 2024/25) and around 10,100 completed (1,135 in 2024/25); challenges include increasing costs and grant funding increases not matching these. The Affordable Housing Supply Programme core budget has returned to levels awarded in 2023/24, this has led to a projected programme of 1,022 approvals and 1,368 completions in 2025/26 • Funding for Affordable Homes: with the support of the £14.882m of National Acquisition Fund monies allocated to Edinburgh for 2024/25, the purchase of 175 homes was possible. This was targeted to alleviate temporary accommodation pressures. As part of this, £4m of the National Acquisition Fund was also used to support bringing 565 long-term void properties back into use. • Housing Bill: The Scottish Government passed the Housing Bill on 30 September 2025 and it is expected that the Bill will receive Royal Assent in December 2025. The Bill includes provision for the introduction of rent controls and introducing 'Ask and Act' homelessness prevention activities. <p>Priorities for 2026</p>

Action	Progress in 2025 and priorities for 2026
	<ul style="list-style-type: none"> • Deliver actions set out in the HEAP, an update on which will be presented to Housing, Homelessness and Fair Work Committee in February 2026, including a review of the housing allocations policy and actions to increase the number of larger social rented homes in the city. • Deliver actions set out in the LHS, an update on which will be presented to Housing, Homelessness and Fair Work Committee in summer 2026, including bringing more empty homes back into use, anchored by a new Empty Homes Strategy and continuing to implement the WHR programme • Continue dialogue with the Scottish Government about the need for additional funding.
<p>C2. Provide targeted support for rising energy costs</p> <p>Supports LOIP 1</p>	<p>Rising energy costs in recent years have increased the urgency of additional support to help households on low incomes in Edinburgh avoid having to face the choice of whether to heat their homes or feed their families. In the short term this has meant providing support with fuel costs. Over the longer term it means taking the steps needed to make properties more fuel efficient.</p> <p>Progress during the last year</p> <ul style="list-style-type: none"> • Publication of the Council's Local Housing Strategy which includes an objective to reduce fuel poverty and ensure every household has a warm home they can afford to heat and sets out its actions to tackle fuel poverty are set out in the which was published in June 2025. • These actions include using estimates and data from a range of sources to identify areas of the city with the highest probability of experiencing fuel poverty and commissioned Changeworks to offer in depth energy advice to Council tenants in these areas. • The Council commissioned Energy Advice Service for Council tenants supported 1,621 tenants in 2024/25 (February 2024 to January 2025), resulting in around £305,000 of financial savings to tenants, and provides: <ul style="list-style-type: none"> • Information on how to use energy systems and storage heaters efficiently; how to combat condensation and dampness • Help to accessing funds and grants e.g. Warm Home Discount and Winter Fuel Payment/ Pension Age Winter Heating Payment • Support to compare tariffs and help to switch providers • Support to prevent/manage fuel debt and to correct billing errors • The Council is working to support communal heating charges for residents in mixed tenure developments in a number of ways including: <ul style="list-style-type: none"> • Replacing faulty system meters to make sure that residents and tenants have access to clear and reliable information regarding their energy costs • Transferring energy supplies to operate heating systems to the Council's commercial energy provider to ensure that the lowest wholesale energy costs are secured, which will minimise any increases in energy that may be passed onto owners • Working with owners and landlords to repair and improve mixed tenure including enhancing insulation; owners are able to access grants from the Scottish Government to cover the costs of energy efficiency related works. • Council venues such as libraries, community centres, museums and galleries, alongside partner and community spaces, continue to have free activities for a variety of age groups and provide a spaces where people feel safe, warm, and at ease. In certain spaces residents are able to access information to help alleviate food and fuel poverty and other support available to them.

Action	Progress in 2025 and priorities for 2026
	<p>Priorities for 2026</p> <ul style="list-style-type: none"> • Progress the actions to address fuel poverty which are set out in the Local Housing Strategy <p>Continue to offer warm, safe spaces</p>
<p>C3. Improve access to affordable childcare</p> <p>Supports LOIP 2</p>	<p>Access to affordable childcare can be key to families being able to escape from poverty particularly for women and lone parents, who want to work. However, the cost of childcare is rising and there are waiting lists for places.</p> <p>Progress during the last year</p> <ul style="list-style-type: none"> • Continued delivery of the Council’s Early Years Expansion Plan, working towards ensuring that support is flexible enough to meet the needs of families, and that there are enough places across providers to meet the demand. • Continue to embed and develop Edinburgh’s Affordable Childcare for Working Parents service in areas of deprivation. Four childcare providers are contracted to allow the Council to subsidise places for working parents experiencing poverty or where the cost of childcare pushes them into poverty. Parental Employability Support (PES) officers work with parents to assess their eligibility for the subsidy, offer support around a range of barriers that they may be facing, and link them in with the Council’s Advice Shop to ensure they are accessing all financial support available to them. • Using the Scottish Government’s Tackling Child Poverty allocation to increase funding to One Parent Families Scotland to deliver the Childcare Connector project. This assists single parents to identify childcare options and information about financial support. By having the right childcare, parents can reach their goals, achieve financial independence and take an equal part in the community. • Funding provision of creche places for parents engaged in training for employment. • Continuing to work in partnership with the Scottish Childminding Association to recruit new childminders in Edinburgh. The aim in 2025/26 is to recruit a further 20 childminders. • Continuing the Parent-Led Childcare Collaborative, funded through the Whole Family Wellbeing Fund. The Collaborative is focused on strengthening the existing network of parent-led School Age Childcare providers through a needs-led capacity building programme, while also supporting the creation of a new provision in an area with a long-term gap. • Development of a multi-disciplinary Childcare Working Group to analyse the landscape and issues around childcare in Edinburgh. The aim of this group is to assess the real issues in the city and identify any actions that can be addressed collaboratively at a local level through the Edinburgh Partnership. <p>Priorities for 2026</p> <p>Continue capacity building element of the Whole Family Wellbeing parent-led childcare pilot to ensure resilience in the childcare sector and continue to work with the identified childcare partner to develop new provision in an under-served part of the city</p>

Action	Progress in 2025 and priorities for 2026
<p data-bbox="161 268 371 418">C4. Improve digital inclusion and access to affordable transport</p> <p data-bbox="161 443 371 475">Supports LOIP 3</p>	<p data-bbox="427 268 2045 367">A lack of digital skills and access can have a huge negative impact on a person's life, affecting their ability to learn, apply for jobs, access training opportunities, and engage with many public services. The Council and partners offer a range of supports for people to get access and to develop the skills needed.</p> <p data-bbox="427 395 797 427">Progress during the last year</p> <ul data-bbox="427 450 2056 896" style="list-style-type: none"> <li data-bbox="427 450 2056 539">• Continued delivery of actions in the Council's Digital and Smart City Strategy on digital skills and inclusion – achievements include improving citywide connectivity to make internet access inclusive; a focus on improving digital literacy, equipping people with skills to participate in online activities and gain employment <li data-bbox="427 555 2056 644">• Edinburgh's Future Libraries Strategy 2025–2030 has been introduced and includes actions to support people to develop their digital skills and confidence; support improved access to the internet and online information and explore opportunities to provide access to digital learning and virtual reality to combat digital exclusion and encourage participation <li data-bbox="427 660 2056 718">• The Edinburgh Partnership has set up a short-life working group to look at digital inclusion across the city, assess where the gaps and to develop a workplan to address these. <li data-bbox="427 734 2056 823">• Through the Empowered learning Programme we have rolled out personal digital devices for every school pupil from P6 to S6 with 27,500 new iPads issued to pupils/teachers, refreshed iPads for up to 12,000 pupils/teachers and expanded connectivity through additional wireless access points in schools. <li data-bbox="427 839 2056 896">• Providing the citywide Get Online Digital Skills Programme with volunteers supporting people to improve their digital skills on a 1-2-1 basis at their local library <p data-bbox="427 912 2056 1066">The cost and ease of transport across the city can also be a barrier to people's ability to hold down jobs and access educational opportunities. The Council continues to implement actions through the City Mobility Plan (CMP) 2021-2030 which aims to create a safer, more sustainable, and inclusive transport system by shifting away from car use towards public transport, walking, and cycling. Key public transport initiatives include expanding the tram network to Newhaven, reviewing the bus network as part of a regional rapid transit system, and improving overall integration with active travel routes through new and existing "mobility hubs".</p> <p data-bbox="427 1088 654 1120">Priorities for 2026</p> <ul data-bbox="427 1136 994 1168" style="list-style-type: none"> <li data-bbox="427 1136 994 1168">• Continue implementation of these strategies

D: Making it easier to find help

Action	Progress in 2025 and priorities for 2026
<p>D1. Deliver integrated, 'no wrong door' approaches to service delivery and prevention of poverty</p> <p>Supports all LOIP priorities</p>	<p>A key call to action from the Edinburgh Poverty Commission was for <i>“the design and delivery of a new operating model for all public services so that all public workers are focused and empowered to put prevention of poverty at the heart of everything they do.”</i></p> <p>Progress over the last year</p> <ol style="list-style-type: none">1. System reform<ul style="list-style-type: none">• We have started long term work to fundamentally change services and supports in Edinburgh to embed prevention, early intervention and mitigation across the city. The aim is to make it easier for people in need to get the support they need before reaching a crisis, improving the experience of finding and getting help, and also reduce demand for public services• Starting with five sites across the city, we are setting up neighbourhood-based partnership prevention teams and services which provide universal, targeted and specialist supports provided by Council, third sector, and other statutory sector partners, physically co-located in the communities they serve• The Council has received £279,000 from the Government’s Fairer Futures Partnership to kick start a programme of delivery.• Recognising the vital role that the third sector plays in delivering services in this way, we are developing a different relationship and funding arrangements with the third sector• Details of the approach are given in Prevention, Early Intervention and Mitigation in Edinburgh – Getting it right through local partnership working.2. Whole Family Wellbeing<ul style="list-style-type: none">• Projects delivered through the Whole Family Wellbeing Fund continue to support a shift towards prevention and early intervention, spanning early years, early and preventative help in local communities, supporting families with a child or young person with a disability, young people’s mental health and well-being, and parent-led affordable out of school childcare• Responding to feedback from professionals that it is challenging to find out what supports are available for families and from parents who say that they are not receiving the right support for their family, the WFW team have developed an interactive session for practitioners where they will learn where to access information on the range of supports available in Edinburgh and how to access them3. Using data<ul style="list-style-type: none">• We are developing our use of external and our own data to support early intervention and targeted action to prevent poverty. These include:<ul style="list-style-type: none">○ A collaboration with Smart Data Foundry (a subsidiary of University of Edinburgh) to combine council held and proprietary datasets to provide bespoke local dashboards to target and monitor anti-poverty and cost of living initiatives○ Development of a homelessness risk prevention toolkit to help services in the early identification and support of citizens at risk of homelessness

Action	Progress in 2025 and priorities for 2026
	<p>4. Service delivery changes</p> <ul style="list-style-type: none"> The Council has brought advice and family support services together at local level so that people can get access to all of these services more easily Collaborative Approach to Supporting Families with Complex Needs: a subgroup of the Children’s Partnership joined a short-life working group to supporting families with complex needs to address the significant barriers to accessing help faced by a number of families, specifically for those No Recourse to Public Funds or complex immigration status. By bringing together statutory and third sector partners, the group aims to strengthen communication, share expertise, and build a more consistent and collaborative response. <p>Priorities for 2026</p> <ul style="list-style-type: none"> Continue the actions above to drive significant public sector reform in Edinburgh to support early identification of families in need of support, and effective interventions that prevent harm and support improved outcomes for people and services. Support the development of the Neighbourhood Prevention Partnerships as a way of modelling this no wrong door/early intervention and prevention model
<p>D2. Provide the support people need, in the places they live and work</p> <p>Supports all LOIP priorities</p>	<p>Actions have continued in 2025 towards building a city in which people in all parts of Edinburgh can access the supports they need.</p> <p>Progress over the last year</p> <ul style="list-style-type: none"> Work is underway to develop a digital front door - an effective, user friendly way for people to find information and options to self-serve, on services and supports that are available in the city, addressing a long recognised challenge that information is hard to find and often out of date; this work is being informed by citizens, staff and people with lived experience of poverty and other challenges The Team Around the Community approach aims to identify young people at an early stage of needs and challenges that they or their family might be experiencing. Implementation continues in the Liberton area of the South East of the city with valuable learning on to engage with professionals and support learning across the multi-disciplinary team; the approach will be introduced in the Craigroyston area, in the North West of the city, recognising that the approach needed in that part of the city will need to respond to local circumstances. The new Macmillan Hub, developed in partnership with North Edinburgh Arts, was completed in early 2025. The shared building accommodates Pennywell Early Learning and Childcare centre for up to 185 children, a new Muirhouse Library, the Skills Hub (delivered by CCP, and nominated for a SURF award) additional space for North Edinburgh Arts and six flats for social rent. The hub is a key part of one of the most significant urban regeneration projects in Scotland, helping tackling poverty and inequality in the area. The Team Around the Community approach which is being introduced in the NW will focus on how to support the coordination of early support to families, making best use around the shared space at that McMillan provides.

Action	Progress in 2025 and priorities for 2026
	<ul style="list-style-type: none"> • Test site work has continued in Craigmillar via the Edinburgh Children’s Partnership ‘healthy places’ subgroup where the focus for work is on the co-delivery with local children and young people of an art installation and a ‘welcoming space’ for teenagers. <p>Priorities for 2026</p> <ul style="list-style-type: none"> • Progress the recommendations from the Children and Young People’s Joint Strategic Needs Assessment focused on delivery of strong universal services in places where children and young people stay and play • Team Around the Community (TAC): <ul style="list-style-type: none"> ○ continue and enhance links to relevant health services, in particular health visiting and school nurse services. Ensure TAC staff receive appropriate information and guidance on health issues and are aware of pathways for signposting ○ Develop the model in the NW using the McMillan Hub and collaboration between services based within and around the Hub, including education settings, to provide prevention and early intervention support for families. • Continue work in Pilton work, using the Place Standard Tool with a focus on community safety to identify priority areas and actions, as highlighted by community members. This work will support the development of the Neighbourhood Prevention Partnership as it develops in the area
<p>D3. Deliver poverty awareness training programmes that addresses stigma, and supports public sector workers public to put prevention of poverty at the heart of everything they do</p> <p>Supports all LOIP priorities</p>	<p>The Edinburgh Poverty Commission said that to end poverty in the city, the single biggest transformation Edinburgh could achieve would be to make the experience of seeking help less painful, less complex, more humane, and more compassionate. They called on City of Edinburgh Council to lead in the design and delivery of a new relationship based way of working for all public services in Edinburgh.</p> <p>Progress during the last year</p> <p>1. Training and awareness raising</p> <ul style="list-style-type: none"> • Building on the successful 1 in 5 child poverty awareness programme developed in Edinburgh schools, and the Money Counts training for Council and partner agencies, work this year has continued to review, aligning and update the range of poverty and prevention-related training offered to staff, including homelessness prevention and Money Counts Training for Council and partner agencies. • Training delivered: <ul style="list-style-type: none"> ○ Around 200 people have attended the Money Counts training ○ 150 people across the Council and third sector received training on 1 in 5 ○ 70 sessions reaching 679 people on homeless awareness and prevention <p>2. Developing tools and training to tackle stigma</p> <ul style="list-style-type: none"> • Capital City Partnership have continued to work with The City of Edinburgh Council, the Making it Work for Families Project, and End Poverty Edinburgh to develop resources to support Change the Story which has been designed to tackle to stigma of poverty. This year

Action

Progress in 2025 and priorities for 2026

we have been working with people with lived experience to better understand the issues and support them to formulate content for the toolkit.

- The Council is leading work to develop a series of ten short, animated videos to raise awareness of poverty and the stigma around it. The content of the videos was informed by people with lived experience of poverty, through a series of workshops facilitated by The Poverty Alliance. The first was launched in October 2025, during Challenge Poverty Week, and will be made available to other organisations. The second video in the series can be viewed [here](#). Discussion is underway with Police Scotland about using the videos. This work is funded by the Scottish Government ([CPAF round 2](#)).

Priorities for 2026

- Public Health is working with colleagues in NHS Lothian to develop a TRUST passport for clinical staff as part of their CPD programme. Information will be included on training and awareness raising opportunities available to staff
- Identify training needed to support the culture change needed to embed a preventative approach across the Edinburgh Partnership
- Continue to roll out the series of videos to tackle stigma and evaluate impact.
- Promote the Change the Story Commitment across Edinburgh and the wider city region, creating a unified and visible approach to tackling poverty stigma through consistent, dignity-based practice.

CASE STUDY: CASH FIRST APPROACH

This approach uses cash payments as part of a toolkit of providing an immediate response to a financial crisis while exploring the underlying challenges that the person or household is facing, and providing support to address these. Building a trusting relationship is key to the approach.

Following a successful Scottish Government-funded test of change, **Cash First** has been extended to all the locality offices in the city, including 'Pop Up' drop-in sessions at 2 local libraries, a food bank and a primary school.

Immediate support for people presenting with food or fuel poverty could include a Cash Payment (originally £30, but increased to £50 after feedback from people with lived experience and from staff) a £59 Fuel voucher (with funding from the Fuel Bank Foundation), support to access Scottish Welfare Fund, referral to The Advice Line (the Council's Income Maximisation Service) for a same or next-day benefits check and access to the [Lightning Reach](#) financial support portal (currently being tested by the Council).

Further supports available include referrals for income maximisation, debt support, energy advice, access to GP and health services, education, community-based services, housing repairs team, children and families support and food pantries. Ongoing visiting support from the Council's Household Support and Advice Team where required.

Everyone is offered a follow-up appointment within 7 days and another at 4 weeks with the same team member, if possible. People needing more support can be assigned a keyworker for ongoing support.

CASE STUDY: ESOL FOR EMPLOYABILITY

In 2024/25 38% of people engaging with employability services funded by the City of Edinburgh Council were from ethnically diverse communities. Many of our voluntary sector partners were reporting that people were finding it hard to apply and interview for jobs because they didn't have sufficient proficiency in English.

Responding to this, Capital City Partnership set up an ESOL Strategy Group with representatives from Community Education, Edinburgh College, Department of Work and Pensions and the Voluntary Sector. The group spoke to people from ethnically diverse communities, particularly those who have come to Scotland recently, as well as teachers, tutors and employers.

Using the information from these discussions, the Local Employability Partnership commissioned a pilot programme of specific language support for people on an employability journey, helping to break down barriers to employment and reducing poverty in ethnically diverse communities, many of whom who have no recourse to public funds.

The new programme of ESOL for Employability will be delivered by six community-based organisations who are close to their communities and can meet their needs holistically – supporting with job preparation, cultural awareness and language in a single programme.

CASE STUDY: CYRENIANS FOOD PROJECT

FareShare Central and South-East Scotland, run by Cyrenians, addresses food poverty and climate change by redistributing fresh and in-date food industry surplus to people who need it most.

Via our network of charities across seven local authority areas, Cyrenians FareShare helps feed around 15,000 people a week, 27% aged under 18. We work directly with our community food members (including schools, breakfast clubs, youth groups, homelessness organisations and community pantries) to ensure that fresh, nutritious food benefits people. The value of the food we distribute annually exceeds £2M and around 28% is fruit and veg.

Our **Community Pantries** in Edinburgh provide food from FareShare directly to people and helps build community whilst offering a gateway to other services. We currently operate six pantries based in some of the most deprived communities in the city. Run from community buildings, they are welcoming and easy to access and offer hot drinks and snacks with two pantries run alongside a hot meal provision. Through community engagement and volunteering opportunities we promote dignity, connection, and wellbeing. The pantries have been used 5,628 times over the past 12 months.

Our **Cook School** offers cooking classes, workshops and accredited skills development opportunities including REHIS Food Hygiene and Elementary Cooking Skills qualifications. The Cook School organises community meals and lunch clubs and produces meals for distribution via FareShare. It supports around 400 individuals a year who are referred to us via a network of over 20 organisations and agencies. Our aim is to embed the school in the heart of a community (it is currently sited next to our old FareShare depot) where it will become a hub whilst also offering classes and courses across other sites in Edinburgh and the Lothians. Feedback from those who have taken our classes indicates a direct correlation between being able to cook and budget and maintaining a tenancy.

Appendix 1: Key Progress Measures

Table A1 Progress against headline Edinburgh Poverty Commission and Scottish Government Targets			
Edinburgh Poverty Commission Targets^{xi}	Baseline	Latest data	Change
1. Fewer than one in ten children and fewer than one in ten adults are living in relative poverty at any given time	<i>2017-20</i> 16% (all ages); 21% (children)	<i>2021-24</i> 17% (all ages); 20% (children)	+1% (all ages) -1% (children)
2. No one has to go without the basic essentials they need to eat, keep clean and safe, and stay warm and dry	<i>2019</i> 9,900 individuals	<i>2022</i> 12,200 individuals	+23%
3. No-one lives in persistent poverty.	<i>2016-20</i> (Scotland data only) 11% (all ages) 13% (children)	<i>2019-23</i> (Scotland data only) 14% (all ages) 23% (children)	+3% (all ages) +10% (children)
4. No one feels stigmatised, abandoned, or treated with less respect by the city as a result of their income.	No data yet available	No data yet available	No data yet available
Scottish Government Child Poverty 2030 Targets^{xii}			
Fewer than 5% of children should live in absolute poverty	<i>2017-20</i> 21% (Scotland data only)	<i>2020-23</i> 21% (Scotland data only)	Stable
Fewer than 5% of children should live in combined low income and material deprivation	<i>2016-20</i> 13% (Scotland data only)	<i>2020-23</i> 10% (Scotland data only)	-3%

Table A2. Edinburgh Poverty Commission Actions to End Poverty in Edinburgh Update: Markers of Success	Indicator	Baseline 2025	Intended trajectory
1. A sustained reduction in the number of people being assessed as homeless	Number of households assessed as homeless (at 31 March)	3,463 <i>Timeseries included in table 2</i>	Sustained reduction
2. A sustained reduction in the number of people in temporary accommodation, and where no one is left without suitable accommodation	2.1 Number of homeless households who are in temporary accommodation (at 31 March)	4,358 <i>Timeseries included in table 2 section B</i>	Sustained reduction
	2.2 Number of homeless who are in unsuitable accommodation (at 31 March)	879 <i>Timeseries included in table 2</i>	Sustained reduction
3. A reduction in the proportion of people in work but relying on Universal Credit	Proportion of people in work but relying on Universal Credit	15,194	Reduction
4. An increase in Scottish Child Payment take-up rates to at least the Scotland wide average	Scottish Child Payment take-up rate (estimated by SG)	92% <i>Scotland-wide estimate has not been provided</i>	Increase to at least the Scotland-wide average
5. A drop in the proportion of people citing poor mental health as a barrier to employment	Proportion of working age people citing mental health as a barrier to work Source: CCP for Edinburgh and South East Scotland (includes the Lothians, Fife and Scottish Borders)	0.9% (8,002 individuals)	Reduction
6. A sustained reduction in the poverty related attainment gap in Edinburgh	DRAFT: Attainment of secondary school leavers - % achieving one or more qualification at SCQF level 6 – difference between % for all pupils	2023-24 20.1%	Sustained reduction

	and those from the lowest SIMD Quintile	<i>Range of measures in table 2, section D</i>	
7. A sustained reduction in low school attendance rates	Low attendance: % of Primary pupils whose attendance is less than 85%	8.1% <i>Timeseries included in table 2</i>	Sustained reduction
	Low attendance: % of Secondary students whose attendance is less than 85%	18.4% <i>Timeseries included in table 2</i>	Sustained reduction

Table A3: Progress measures by EPC call to action^{xiii}

A	Fair Work that provides enough to live on	2019-20	2020-21	2021-22	2022-23	2023-24	2024-25
1	Unemployed Edinburgh citizens ^{xiv}	6,900	12,500	9,000	7,100	11,300	8,100
2	Universal Credit claimants ^{xv}	14,425	37,935	32,423	34,538	39,314	32,604
3	No. Living wage accredited employers in Edinburgh ^{xvi}	334	422	526	640	720	790
4	Edinburgh Employers Recruitment Incentive – uptake of places (all ages)	28	43	89	104	56	42
5	No One Left Behind Funding: number of young people who were supported	168	161	266	903	1,284	1,638
6	Number of people supported by City of Edinburgh Council funded employability programme	3,719	3,761	3,842	4,148	4,948	5,099
7	% of Council suppliers of new regulated tendered contracts that are committed to paying real living wage in delivering Council services	70%	79%	87%	82%	96%	93%
B	A decent home we can afford to live in	2019-20	2020-21	2021-22	2022-23	2023-24	2024-25
8	Total number of applicants on EdIndex register	23,998	20,564	21,013	23,550	25,226	26,825

9	Demand for social housing – number of active bidders	7,099	7,213	6,339	11,150	12,303	8,865
10	Average bid per property	203	201	140	185	242	291
11	Number of affordable homes approved	1,930	1,285	1,251	734	668	658
12	Number of affordable homes completed	1,443	1,087	1,041	1,215	934	1,135
13	Homes for social rent completed – total	648	252	247	451	385	580
14	Homes for social rent completed – local authority	208	92	70	54	177	281
15	Number of households assessed as homeless (EPC)	3,355	1,929	2,399	3,287	3,434	3,463
16	Number of households who seek housing advice who do not go on to present as homeless	1,708	1,521	1,288	1,143	1,546	1,564
17	The total number of HOMELESS households in temporary accommodation (EPC)	2,010	2,824	3,316	3,560	3,817	4,358
18	The number of homeless households who are in unsuitable accommodation (EPC)	644	733	807	1,022	1,132	879
19	Percentage of households in unsuitable temporary accommodation (as at 31 March)	32.0%	26.0%	24.3%	28.7%	29.7%	20.2%

C	Income security that provides a real lifeline	2019-20	2020-21	2021-22	2022-23	2023-24	2024-25
20	Council Advice Shop – number of individual welfare rights clients in year	3,800	5,752	7,265	3,075	3,709	4,366
21	Council Advice Shop - total financial gain	£ 11.5m	£ 8.5m	£ 6.97m	£ 6.7m	£ 7.6m	£10.2m
22	Council tax reduction scheme – average caseload per year	32,467	35,282	32,946	31,327	31,080	30,434
23	Council tax reduction scheme – amount of funding provided	£26.7M	£28.9m	£27.1m	28.8m	£28.6m	£27.4m
24	Discretionary housing payments - number of claims	7,427	8,205	7,806	7,766	7,682	8,307
25	Discretionary housing – total value of payments made (£)	£6.1m	£6.5m	£6.7m	£6.8m	£6.9m	£6.8m
26	Number of free school meals payments in school year	5,950	8,828	8,994	9,576	9,064	9,065
27	Number of clothing grant awards in school year	5,337	8,301	9,773	9,013	8,371	8,508
28	Scottish Welfare Fund – no. applications for Crisis Grants	16,367	35,923	32,616	31,647	29,500	26,013
29	Scottish Welfare Fund Crisis Grants – amount of funding provided					£2.399m	£1.601m
30	SWF – no. applications for Community Care Grants	5,377	8,320	8,503	8,450	7,876	7,034

31	SWF Community Care Grants – amount of funding provided					£1.784m	£1.171m
D	Opportunities that drive justice and boost prospects^{xvii}	2019-20	2020-21	2021-22	2022-23	2023-24	2024-25
32	% parents receiving funded Early Learning and Childcare through their preferred model of delivery.	-	-	74.1%	-	91.2%	-
33	Low attendance: % of Primary pupils whose attendance is less than 85%	-	10.6%	14.0%	11.2%	9.6%	8.1%
34	Low attendance: % of Secondary students whose attendance is less than 85%	-	17.2%	19.1%	20.2%	19.7%	18.4%
35	Literacy (all pupils) - The % of pupils in Primaries 1, 4 & 7 who achieve their expected Curriculum for Excellence level	-	73.8%	77.0%	77.3%	78.2%	80.4%
36	Literacy (Lowest SIMD Quintile) - The % of pupils in Primaries 1, 4 & 7 who achieve their expected Curriculum for Excellence level	-	57.3%	62.5%	64.4%	65%	71.8%
37	Numeracy (all pupils) - The % of pupils in Primaries 1, 4 & 7 who achieve their expected Curriculum for Excellence level	-	80.4%	83.0%	83.7%	84.1%	84.2%
38	Numeracy (Lowest SIMD Quintile) - The % of pupils in Primaries 1, 4 &	-	65.1%	71.4%	72.3%	73.0%	75.6%

	7 who achieve their expected Curriculum for Excellence level						
39	Attainment (all pupils) - The % of secondary school leavers achieving one or more qualifications at SCQF level 6 (Higher or equivalent)	71.1%	72.6%	68.4%	68.2%	70.8%	
40	Attainment (Lowest SIMD Quintile) - The % of secondary school leavers achieving one or more qualifications at SCQF level 6 (Higher or equivalent)	51.1%	50.6%	44.9%	44.9%	50.7%	
41	Positive destinations for school leavers - all pupils	92.5%	95.1%	96.1%	95.3%	95.6%	
42	Positive destinations for school leavers - Lowest SIMD Quintile	88.9%	91.7%	94.7%	93.8%	94.0%	
E	Connections in a city that belongs to us	2019-20	2020-21	2021-22	2022-23	2023-24	2024-25
43	Proportion of people living in areas with low levels of public transport ^{xviii}	10%	-	-	-	13%	12%
44	No. CEC homes connected to fibre-to-the-property (FTTP) infrastructure ^{xix}	1,515 (7.7%)	8,917 (45%)	15,449 (83%)	-	19,880 (80%)	NA

Appendix 2: Child Poverty Indicators



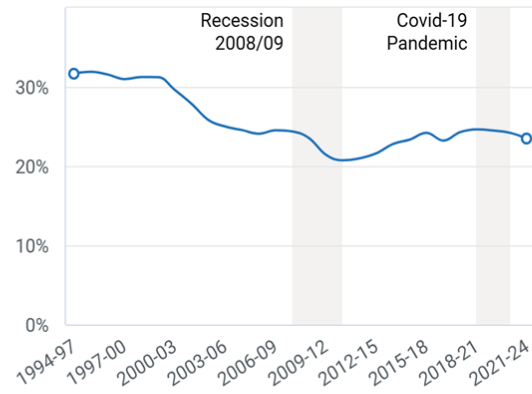
Child Poverty in Edinburgh

The following infographics visualise data (where available, at local level), on indicators for children and young people living with the effects of poverty, particularly those belonging to child poverty priority family types and most at risk.

What does the data tell us about children living in relative poverty after housing costs?¹

- Child poverty rates after housing in Scotland have remained **largely stable** over the last decade.
- Policy targets for relative poverty after housing costs are **18% for the interim in 2024 and 10% in 2030**.

Child poverty rates have remained broadly stable in over time in Scotland
Proportion of children in relative poverty, Scotland

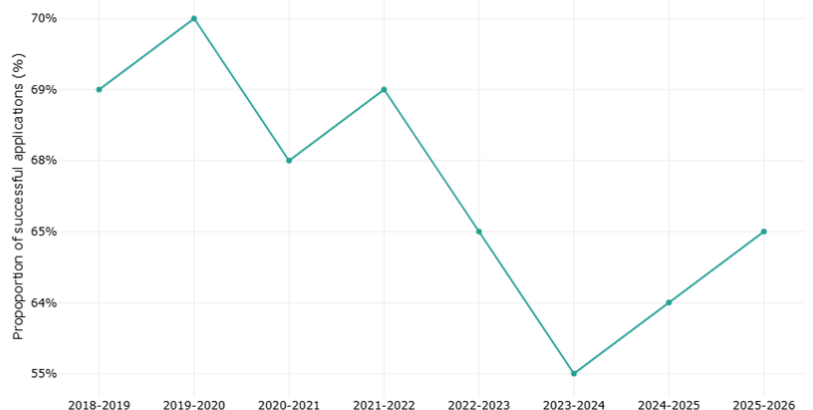


Source: Family Resources Survey

Best Start Grants and Best Start Food²

- **Best Start Grants** and **Best Start Foods** are payments that help towards the costs of being pregnant or looking after a child if you are on low income.
- People with **no recourse to public funds** may still be eligible for **Best Start Foods**.
- They are provided by Social Security Scotland, and the graph shows the proportions of successful applications.
- There was a steady decline in successful applications until 23/24 followed by a 10% increase in recent years.
- Social Security Scotland took over the Best Start programme in Feb 2024 with new eligibility criteria and payment methods all of which will contribute to new trends in successful applications since.
- There is no data on eligibility for the benefits vs uptake and it is therefore difficult to link this directly to need and whether families are receiving what they are entitled to.

Successful Best Start and Best Start Food Grant applications, City of Edinburgh, 2018-2025

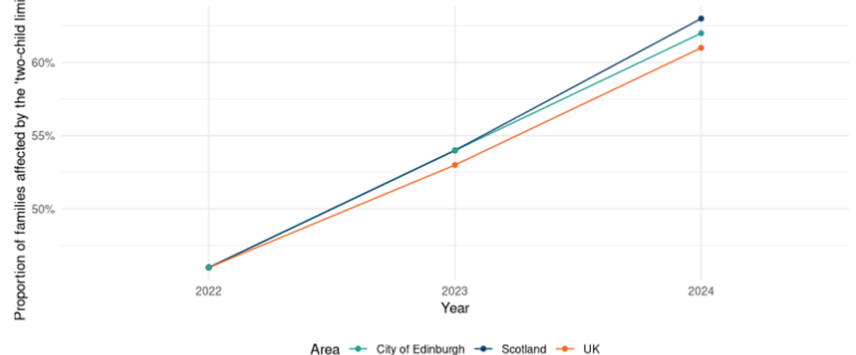


Source: Social Security Scotland

Universal Credit, Child Tax Credit and Two-Child Limit³

- The proportion of families with three or more children in the household affected by the **two-child limit policy**.
- Families affected don't receive a child element/amount for at least one child, for **Universal Credit and Working Tax Credit**.
- This is also used as an indicator of the proportion of **large families, one of the child poverty priority family types**.
- The policy has been a driver of child poverty across the UK.

Large families (three or more children) in receipt of Universal Credit and Child Tax Credits who are affected by the 'two-child limit' by area, 2022-2024



Source: Department for Work and Pensions

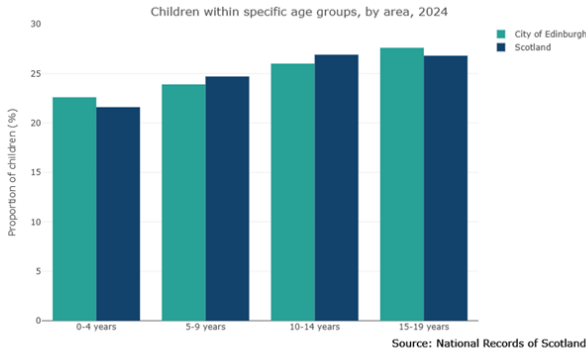
¹UK encompasses all local authorities situated within Scotland, England, Wales and Northern Ireland. Large families (three or more children) should be interpreted as households who do not receive Universal Credit or Child Tax Credit for at least one child.

1. [Relative poverty after housing costs, Family Resources Survey, Poverty and Income Inequality in Scotland 2021-24 Report](#)
 2. [Best Start and Best Start Food Grant Statistics to 30 June 2025](#)
 3. [Universal Credit and Child Tax Credit claimants: statistics related to the 2-child limit, Department for Work and Pensions](#)

Child Poverty Priority Groups in Edinburgh

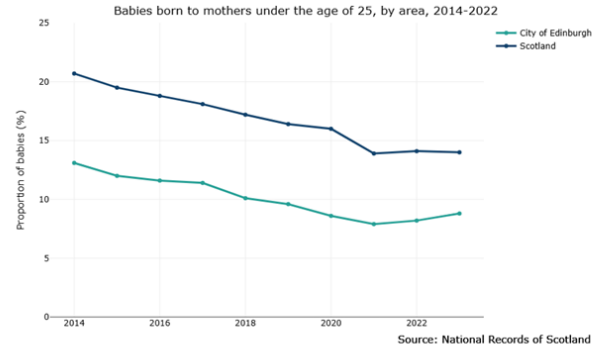
Lone parent families, minority ethnic families, families with a disabled adult or child, families with a younger mother (under 25), families with a child under 1, and larger families (3+ children).

Breakdown of Child Age Bands⁴



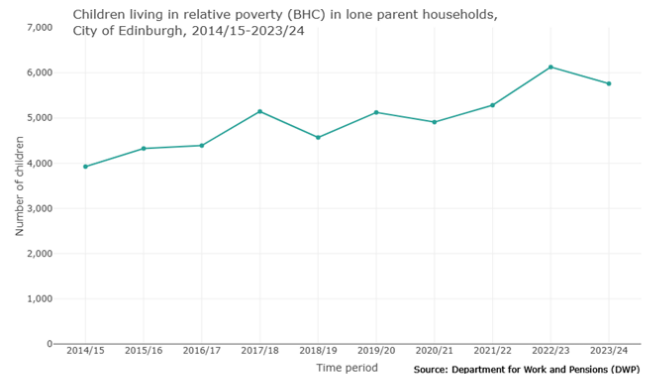
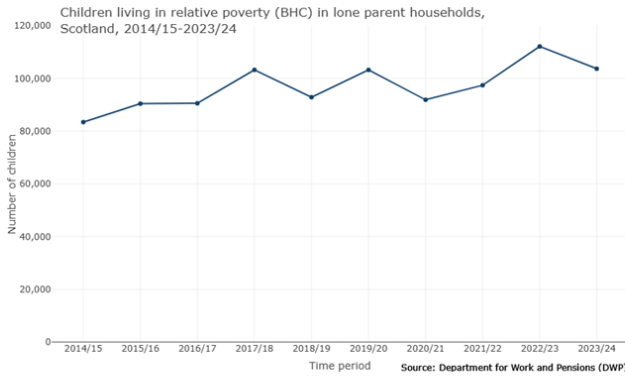
- The age band of children and young people in Edinburgh is slightly weighted towards the younger (0-4) and older (15-19) years.
- In terms of under ones as a priority family type, there are **4304⁴ infants under one** in Edinburgh.
- The **unique nutritional needs** of infants under one make families living in poverty particularly vulnerable to the effects of **infant food insecurity**.

Babies born to mothers under the age of 25⁵



- There was a steady decline in the **overall rate of babies being born to mums under 25** until 2021.
- Proportion of babies born to mums under 25 is **lower** in Edinburgh than in the rest of Scotland.
- Since 2021 numbers have levelled nationally but have seen an increase in Edinburgh.
- Important consideration in **funding and design of services** to support the **needs of these families**.

Children living in relative poverty in lone parent families before housing costs (BHC)⁶



Relative low-income is defined as a family whose equivalised income is below 60 per cent of contemporary median income. Gross income measure is Before Housing Costs (BHC) and includes contributions from earnings, state support and pensions. Family type is defined as a single adult or a married or cohabiting couple with dependent children.

- Overall, there is an **upward trend** of the number of children living in relative poverty in a **lone family** in Edinburgh which is also **reflected in the national picture**.
- The period 2023/24 shows a **decline**, **future numbers will reveal any ongoing trends** and **links to policies** to support these families.

Minority Ethnic Families and Families with a Disabled Adult or Child⁷

- Available data looks at school age pupils over the last 5 years
- There has been a small increase of children **living with a disability**
- There has been a sharp increase in children from **minority ethnic families**.
- Asylum seekers and refugees** contribute a relatively small proportion to the minority ethnic families and have seen a small rise in numbers.

School pupils belonging to selected minority groups, City of Edinburgh, 2020-2024



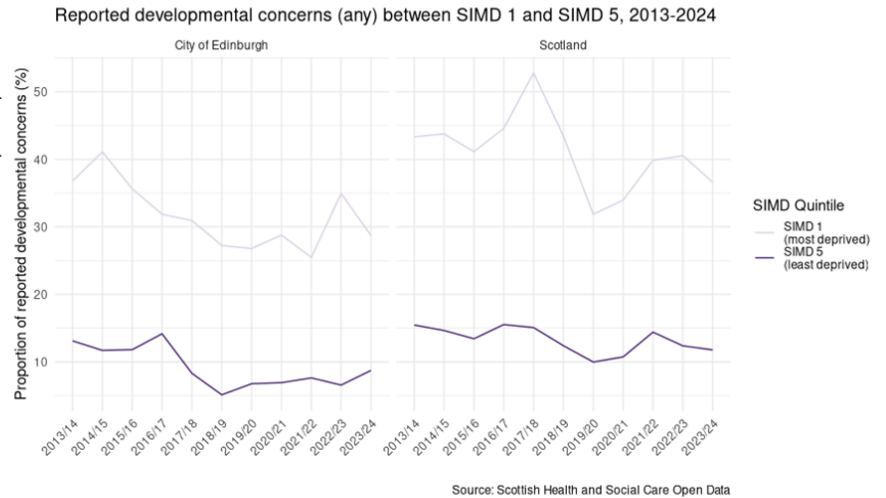
4. [Children within specific age groups, National Records of Scotland](#)
 5. [Births Time Series Data, 2023 - National Records of Scotland \(NRS\)](#)
 6. [Children in relative poverty in lone parent households, DWP](#)
 7. [Pupils belonging to selected priority groups, Pupil Census, Scottish Government](#)

Child Health and Wellbeing in Edinburgh

Living in poverty affects current and future health and wellbeing in children at all life stages and in turn negatively impacts their and future generations' life chances. Children in Edinburgh and elsewhere in Scotland experience unjust and avoidable inequalities in health and wellbeing linked to deprivation. Due to the relative wealth in Edinburgh these inequalities are often hidden when considering city wide numbers only to compare to national data. This highlights the requirement for more localised data in identifying need to enable prevention and early intervention.

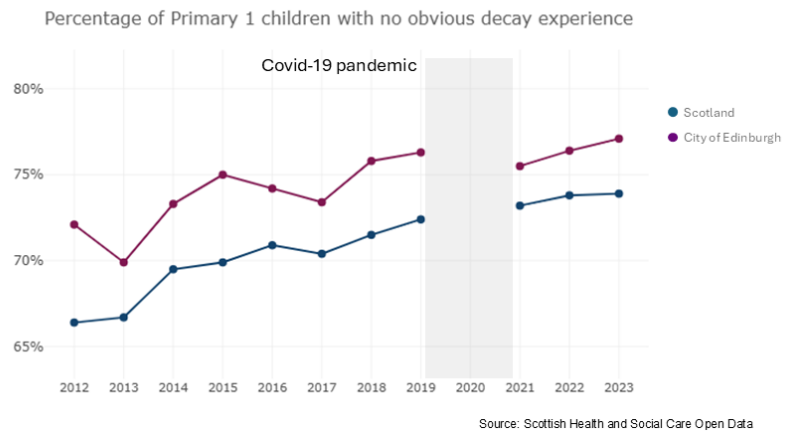
Developmental Concerns⁸

- Developmental concerns are recorded as part of the child health reviews across a range of developmental domains such as: speech, language, communication, hearing, social skills, and emotional wellbeing.
- A consistent trend exists where developmental concerns are **more likely** to be reported for children living in deprived areas at 27–30-month reviews.
- Problems with early child development can lead to **poor health outcomes** later in life, which is why identifying these trends is important to inform **early intervention**.



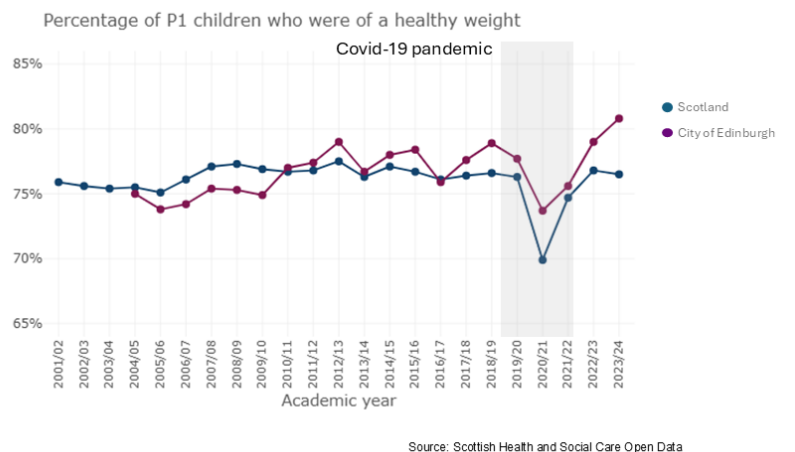
Dental Health⁹

- Poor dental health can worsen the effects of poverty and vice versa.
- Children from low-income families face more **barriers to access to dental care** and are more exposed to **harms linked to the commercial determinants of health** with regards to food and drinks.
- Edinburgh has a higher number of P1 children with no obvious tooth decay than national averages.
- Since the pandemic, these numbers are continuing to rise again.



Healthy Weight¹⁰

- Maintaining a healthy weight is linked to many **health benefits**.
- Following a sharp decline during the pandemic, rates have been rising again, with **numbers in Edinburgh higher and increasing from pre-pandemic levels**.
- Child healthy weight is linked to **inequalities**
- Many complex whole system factors contribute to healthy weight, starting pre-conception.**



8. [27-30 Month Developmental Review by Deprivation Statistics, Scottish Health and Social Care Open Data](#)
 9. [National Dental Inspection Programme 2023, Public Health Scotland](#)
 10. [Primary 1 Healthy Body Mass Index \(BMI\) Statistics, Scottish Health and Social Care Open Data](#)

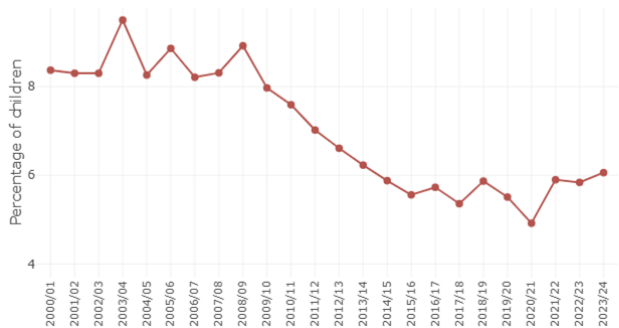
Child Health and Wellbeing in Edinburgh

Living in poverty affects current and future health and wellbeing in children at all life stages and in turn negatively impacts theirs and future generations' life chances. Children in Edinburgh and elsewhere in Scotland experience unjust and avoidable inequalities in health and wellbeing linked to deprivation. Due to the relative wealth in Edinburgh these inequalities are often hidden when considering city wide numbers only to compare to national data. This highlights the requirement for more localised data in identifying need to enable prevention and early intervention.

Low Birthweight¹¹

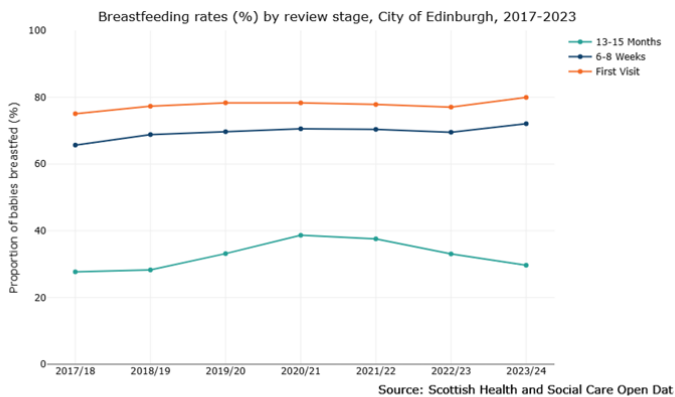
- Low birthweight is linked to **adverse short and long-term health outcomes** for the child.
- Low birthweight is the leading cause of **infant mortality** in the UK.
- Low birthweight is **linked to deprivation**.
- In Edinburgh there was a **downward trend** in babies being born of low birth weight prior to the pandemic.
- There has been a **rising trend** since the pandemic.

Percentage of children born in City of Edinburgh that are of low birth weight



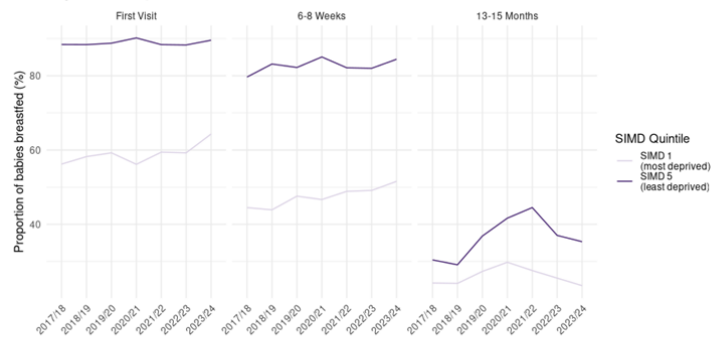
Source: Scottish Health and Social Care Open Data

Breastfeeding¹²



Source: Scottish Health and Social Care Open Data

Breastfeeding rates (%) by review stage between SIMD 1 and SIMD 5, City of Edinburgh, 2017-2023



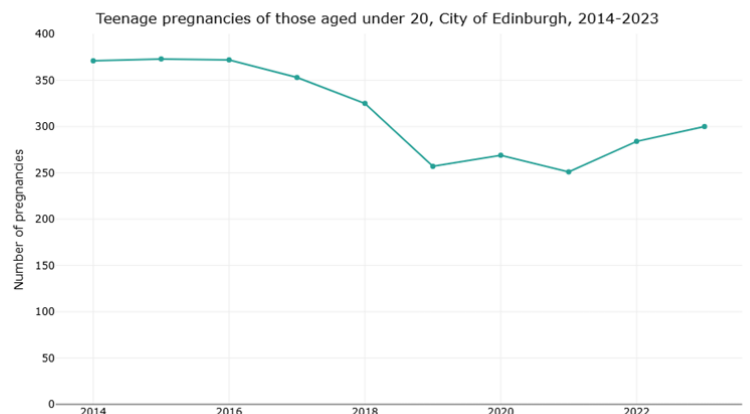
Source: Scottish Health and Social Care Open Data

- Breastfeeding is **free** and brings many **short and long-term health benefits** to mothers and babies.
- **The longer breastfeeding continues the greater the benefits.**
- Lower breastfeeding rates are linked to **deprivation**.

- In Edinburgh there has been a **slight increase** in breastfeeding rates in the **early stages** of babies' lives but a **drop across the board in rates at 13-15 months**.
- **Support** is required to establish and maintain breastfeeding.

Teenage Pregnancy¹³

- Teenage pregnancy is linked to **poorer outcomes for young parents and their children**.
- In Edinburgh there was steady **decline in teenage pregnancies** prior to the pandemic with a **rising trend** since.
- Teenage pregnancy is **linked to deprivation**.



Source: Scottish Health and Social Care Open Data

11. [Babies born that are of a low birth weight, Scottish Health and Social Care Open Data](#)
 12. [Infant Feeding by Deprivation \(Breastfeeding\), Scottish Health and Social Care Open Data](#)
 13. [Teenage pregnancies by local authority, Scottish Health and Social Care Open Data](#)

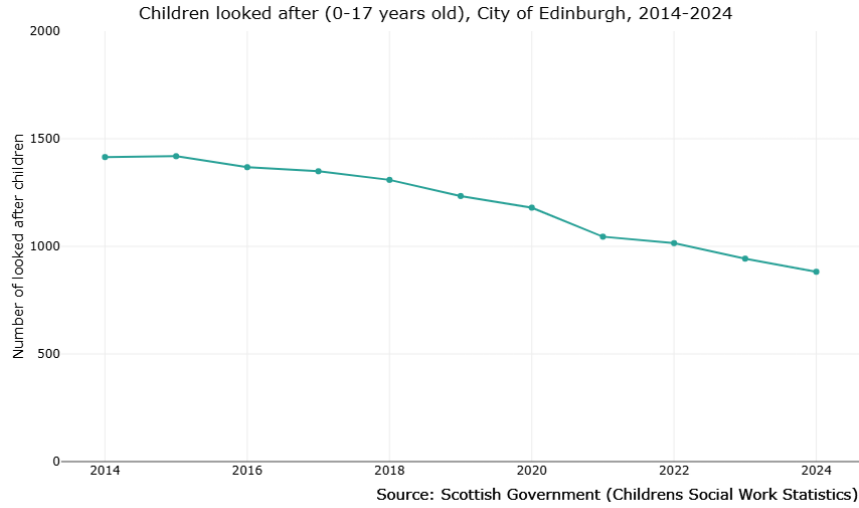
Data Caveats and Interpretation

- The data sources for each indicator presented in these infographics were selected on their strength in providing a descriptive snapshot of child poverty and associated sociodemographic factors within the City of Edinburgh.
- The data sources are generally of good data quality, accessible, sustainable, and updated regularly. These are linked in the footnotes of each infographic and are denoted by a superscript¹. Several indicators have been selected from the **Public Health Scotland (PHS) child poverty data source repository**¹⁴.
- Please note that some indicators are comprised of *indirect* measures (known as ‘proxy’ measures). These are helpful to provide wider contextual information about child poverty. Notable examples of these include social welfare and benefits data.
- Efforts have been made to source comparative data for Scotland and the UK where possible, especially in cases where rates are presented. However, not all charts will display comparative data due to unavailability and/or methodological issues that restrict methodologically sound comparison e.g., where calculations may differ by country/region. To compensate for this proportions and numbers have been provided where appropriate.
- Some charts have a grey ‘highlight’ bar superimposed onto the chart area. This is to draw your attention to any noticeable change in trends that can be explained by wider factors e.g., introduction of policy, recessions, and the Covid-19 pandemic. Specific information on these changes can be found by navigating to the relevant data source reference.
- In some cases, chart axes may not start from 0. This format can have the benefit of ‘zooming’ into a specific range of values. However, please be mindful of where this occurs as this may make trends appear more extreme than they are.
- Slight changes in chart colour schemes may be apparent as a small number of charts have been extracted from existing reports to minimise duplication of effort where necessary. Where this is the case, it will be stated in the chart title what locations the data points relate to.
- Chart colour palettes have been made colour-blind friendly (when viewed in greyscale mode) where possible.
- Supplementary charts can be found in the Appendices.

Feedback

- These infographics were produced in collaboration with the NHS Lothian Public Health Intelligence Team. Feedback is welcomed on the statistical content presented in the infographics in addition to their structure, design and accessibility features to inform future improvements.
- Please send any feedback you have to the Public Health Intelligence Team inbox loth.phintelligence@nhs.scot.

Appendix A: Looked after children¹⁵



15. [Looked after children by local authority, Scottish Government \(via ScotPHO Profiles Tool\)](#)

-
- ⁱ City of Edinburgh Council estimates, derived from Scottish Government [data sets](#)
- ⁱⁱ Birt, C., Cebula, C., Evans, J., Hay, D. and McKenzie, A. (2025) Poverty in Scotland 2025. York: Joseph Rowntree Foundation
- ⁱⁱⁱ Fitzgerald, S, et al. (2023) Destitution in UK 2023. York: Joseph Rowntree Foundation.
- ^{iv} 'A Just Capital – Actions to End Poverty in Edinburgh' Edinburgh Poverty Commission, September 2020
- ^v Estimates of all age and child poverty in Edinburgh are derived from datasets published by End Child Poverty Coalition - [Child Poverty Statistics - End Child Poverty](#) – and the Scottish Government - <https://data.gov.scot/poverty/> For a full analysis of methodology used to produce Edinburgh level poverty estimates, please see https://edinburghpovertycommission.org.uk/wp-content/uploads/2020/09/20200930_Poverty_in_Edinburgh-Data_and_evidence.pdf
- ^{vi} [The Living Standards Outlook 2025 • Resolution Foundation](#)
- ^{vii} https://researchportal.hw.ac.uk/files/103278482/Technical_Report_Destitution_in_the_UK_2023_ProofedFinal2.pdf
- ^{viii} Consumer Price Inflation - August 2025, Office for National Statistics
- ^{ix} Annual Survey of Hours and Earnings, Office for National Statistics
- ^x DWP data downloaded from StatXplore
- ^{xi} Data relates to target 1) % of adults and children living in relative poverty after housing costs; 2)% of individuals in Edinburgh who are destitute; 3) % of individuals who have been living in relative poverty after housing costs for at least 3 years. For a full analysis of methodology used to produce Edinburgh level poverty estimates, please see https://edinburghpovertycommission.org.uk/wp-content/uploads/2020/09/20200930_Poverty_in_Edinburgh-Data_and_evidence.pdf
- ^{xii} Definitions and data drawn from <https://data.gov.scot/poverty/>. The absolute poverty line is 60% of the inflation-adjusted UK median income in 2010/11. People are in absolute poverty if they live in a household whose equivalised income is below this amount. Absolute poverty is a measure of whether those in the lowest income households are seeing their incomes rise in real terms. Combined low income and child material deprivation is an additional way of measuring living standards. It is about households who cannot afford basic goods and activities that are seen as necessities in society.
- ^{xiii} All data from All data from City of Edinburgh Council records unless listed below
- ^{xiv} Unemployment levels are from ONS Annual Population Survey, via [NOMIS](#)
- ^{xv} Universal Credit claimant numbers (as at June) via [DWP](#)
- ^{xvi} Data presented are as at March each year. Data in main document provides an update as at September 2023 when total accredited employers in Edinburgh had risen to 677.
- ^{xvii} Opportunities: school attendance, attainment, and destination rates via [Scottish Government School Education Statistics](#)
- ^{xviii} Figure for 2019-20 revised to use new methodology
- ^{xix} Between 2021-22 and 2023-24, the stock list was revised to include dwellings which had been missed and so the total (denominator) increased.