

Quality indicators help schools, education authorities and inspectors to judge what is good and what needs to be improved in the work of the school. You can find these quality indicators in the publication *How good is our school?*¹. Following the inspection of each school, the Scottish Government gathers evaluations of three important quality indicators to keep track of how well all Scottish schools are doing.

Here are the evaluations for Craigroyston Community High School.

| | |
|------------------------------------|-------------|
| Improvements in performance | good |
| Learners' experiences | good |
| Meeting learning needs | good |

We also evaluated the following aspects of the work of the school.

| | |
|--|------------------|
| The curriculum | very good |
| Improvement through self-evaluation | good |

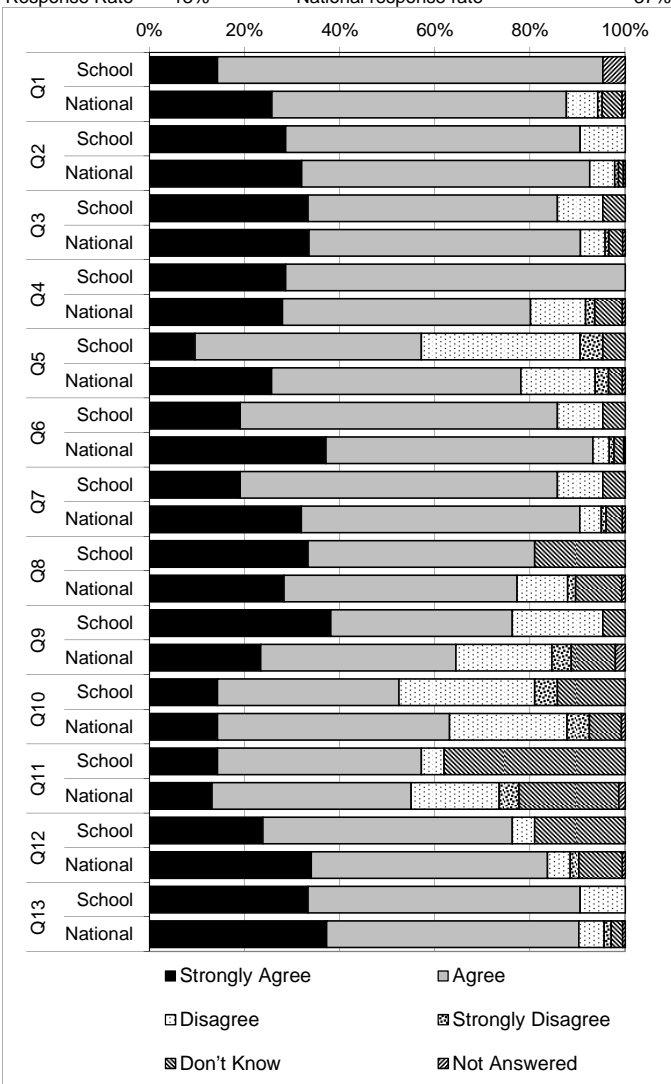
A copy of the full letter is available on the Education Scotland website at <http://www.educationscotland.gov.uk/inspectionandreview/reports/school/primsec/CraigroystonCommunityHighSchoolEdinburghCity.asp>

¹ *How good is our school? The Journey to Excellence: part 3*, HM Inspectorate of Education, 2007, http://www.educationscotland.gov.uk/Images/HowgoodisourschoolJtEpart3_tcm4-684258.pdf. Please note that the term "adequate" in the document has been replaced with "satisfactory".

A sample of parents, children and young people, and all members of staff were invited to give their views of the school using a pre-inspection questionnaire. Their views informed the inspection process, including the nature of discussions in a number of meetings. Strengths and issues identified were explored by the inspection team, and the findings are included in the inspection report. The following information gives the statistical detail from those that returned questionnaires.

Parent Questionnaire Summary

Centre Name Craigroyston Comm High School
SEED Number 5532434
Quest. Issued 160
Quest. Input 21
Response Rate 13% National response rate 37%

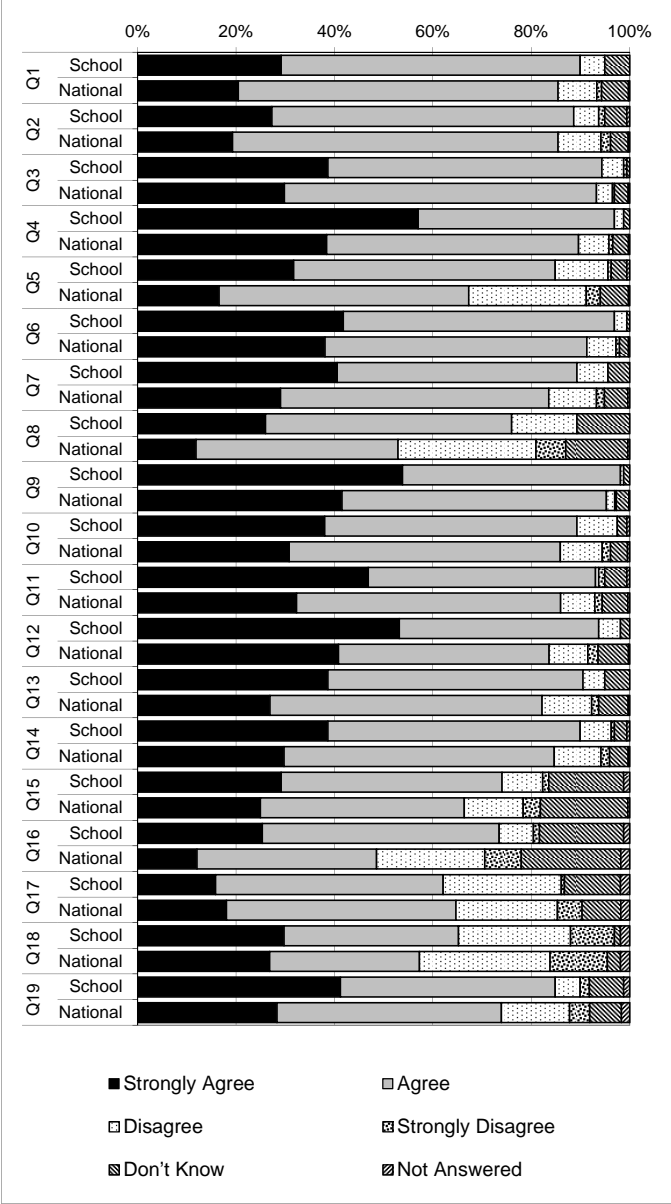


| | | Percentage % | | | | | | | |
|-----|---|----------------|-------|----------|-------------------|------------|--------------|------------------------|------------------------------|
| | | Strongly Agree | Agree | Disagree | Strongly Disagree | Don't Know | Not Answered | Strongly Agree & Agree | Disagree & Strongly Disagree |
| Q1 | The school helps my child to be more confident. | 14% | 81% | 0% | 0% | 0% | 5% | 95% | 0% |
| Q2 | My child enjoys learning at school. | 29% | 62% | 10% | 0% | 0% | 0% | 90% | 10% |
| Q3 | My child's learning is progressing well. | 33% | 52% | 10% | 0% | 5% | 0% | 86% | 10% |
| Q4 | My child is encouraged and stretched to work to the best of their ability | 29% | 71% | 0% | 0% | 0% | 0% | 100% | 0% |
| Q5 | The school keeps me well informed about my child's progress. | 10% | 48% | 33% | 5% | 5% | 0% | 57% | 38% |
| Q6 | My child feels safe at school. | 19% | 67% | 10% | 0% | 5% | 0% | 86% | 10% |
| Q7 | My child is treated fairly at school. | 19% | 67% | 10% | 0% | 5% | 0% | 86% | 10% |
| Q8 | I feel staff really know my child as an individual and support them well | 33% | 48% | 0% | 0% | 19% | 0% | 81% | 0% |
| Q9 | My child benefits from school clubs and activities provided outside the classroom | 38% | 38% | 19% | 0% | 5% | 0% | 76% | 19% |
| Q10 | The school asks for my views. | 14% | 38% | 29% | 5% | 14% | 0% | 52% | 33% |
| Q11 | The school takes my views into account. | 14% | 43% | 5% | 0% | 38% | 0% | 57% | 5% |
| Q12 | The school is well led. | 24% | 52% | 5% | 0% | 19% | 0% | 76% | 5% |
| Q13 | Overall, I am happy with the school. | 33% | 57% | 10% | 0% | 0% | 0% | 90% | 10% |

Note: Will not always sum to 100% due to rounding

Pupil Questionnaire Summary

| | | | |
|---------------|-------------------------------|------------------------|-----|
| Centre Name | Craigroyston Comm High School | | |
| SEED Number | 5532434 | | |
| Quest. Issued | 200 | | |
| Quest. Input | 158 | | |
| Response Rate | 79% | National response rate | 91% |



| | | Percentage % | | | | | | | |
|-----|--|----------------|-------|----------|-------------------|------------|--------------|------------------------|------------------------------|
| | | Strongly Agree | Agree | Disagree | Strongly Disagree | Don't Know | Not Answered | Strongly Agree & Agree | Disagree & Strongly Disagree |
| Q1 | The school is helping me to become more confident. | 29% | 61% | 5% | 0% | 5% | 0% | 90% | 5% |
| Q2 | I enjoy learning at school. | 27% | 61% | 5% | 1% | 4% | 1% | 89% | 6% |
| Q3 | I am getting along well with my school work. | 39% | 56% | 4% | 1% | 1% | 0% | 94% | 5% |
| Q4 | Staff encourage me to do the best I can. | 57% | 40% | 2% | 0% | 1% | 0% | 97% | 2% |
| Q5 | Staff talk to me regularly about how to improve my learning. | 32% | 53% | 11% | 1% | 3% | 1% | 85% | 11% |
| Q6 | I get help when I need it. | 42% | 55% | 3% | 0% | 1% | 0% | 97% | 3% |
| Q7 | Staff listen to me and pay attention to what I say | 41% | 49% | 6% | 0% | 4% | 0% | 89% | 6% |
| Q8 | I have a say in making the way we learn in school better | 26% | 50% | 13% | 0% | 11% | 0% | 76% | 13% |
| Q9 | Staff expect me to take responsibility for my own work in class. | 54% | 44% | 1% | 0% | 1% | 0% | 98% | 1% |
| Q10 | Staff and pupils treat me fairly and with respect. | 38% | 51% | 8% | 0% | 2% | 1% | 89% | 8% |
| Q11 | I feel safe and cared for in school. | 47% | 46% | 1% | 1% | 4% | 1% | 93% | 2% |
| Q12 | I have adults in school I can speak to if I am upset or worried about something | 53% | 41% | 4% | 0% | 2% | 0% | 94% | 4% |
| Q13 | I find it easy to talk to staff and they set a good example | 39% | 52% | 4% | 0% | 5% | 0% | 91% | 4% |
| Q14 | Staff make sure that pupils behave well. | 39% | 51% | 6% | 1% | 3% | 1% | 90% | 7% |
| Q15 | Staff are good at dealing with bullying behaviour. | 29% | 45% | 8% | 1% | 15% | 1% | 74% | 9% |
| Q16 | The pupil council is good at getting improvements made in the school. | 25% | 48% | 7% | 1% | 17% | 1% | 73% | 8% |
| Q17 | The school encourages me to make healthy-food choices. | 16% | 46% | 24% | 1% | 11% | 2% | 62% | 25% |
| Q18 | I take part in out-of-class activities and school clubs. | 30% | 35% | 23% | 9% | 1% | 2% | 65% | 32% |
| Q19 | I know what out-of-school activities and youth groups are available in my local area | 41% | 44% | 5% | 2% | 7% | 1% | 85% | 7% |

Note: Will not always sum to 100% due to rounding

Teacher Questionnaire Summary

Centre Name

Craigroyston Comm High School

SEED Number

5532434

Quest. Issued

43

Quest. Input

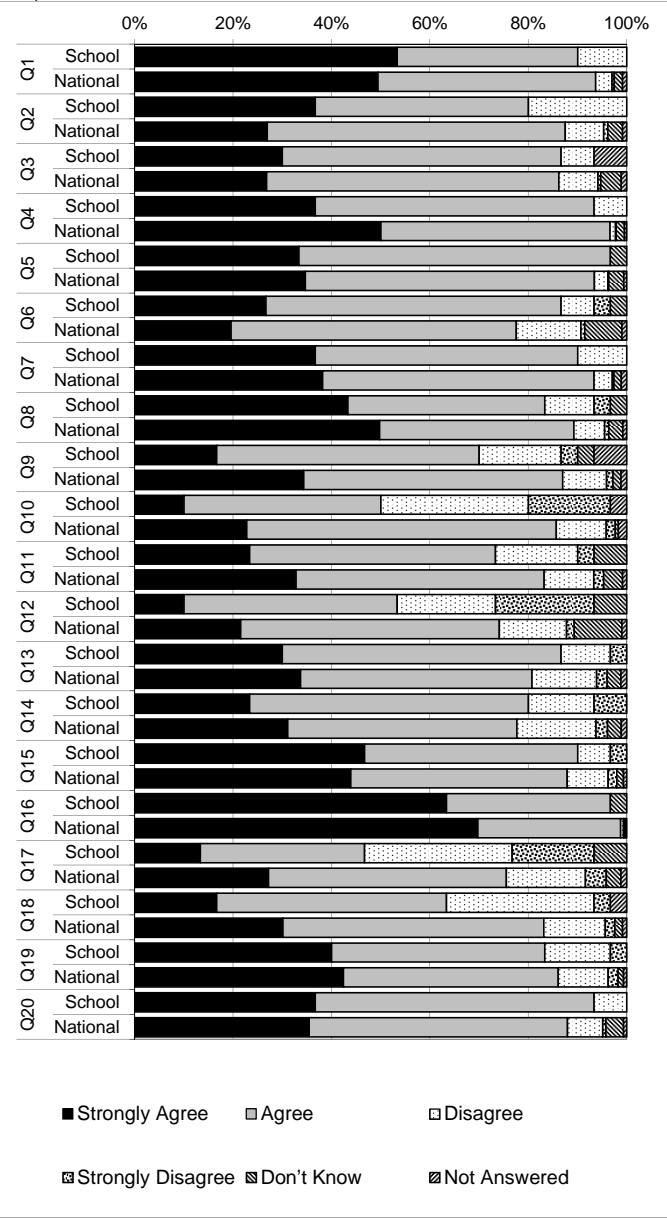
30

Response Rate

70%

National response rate

66%



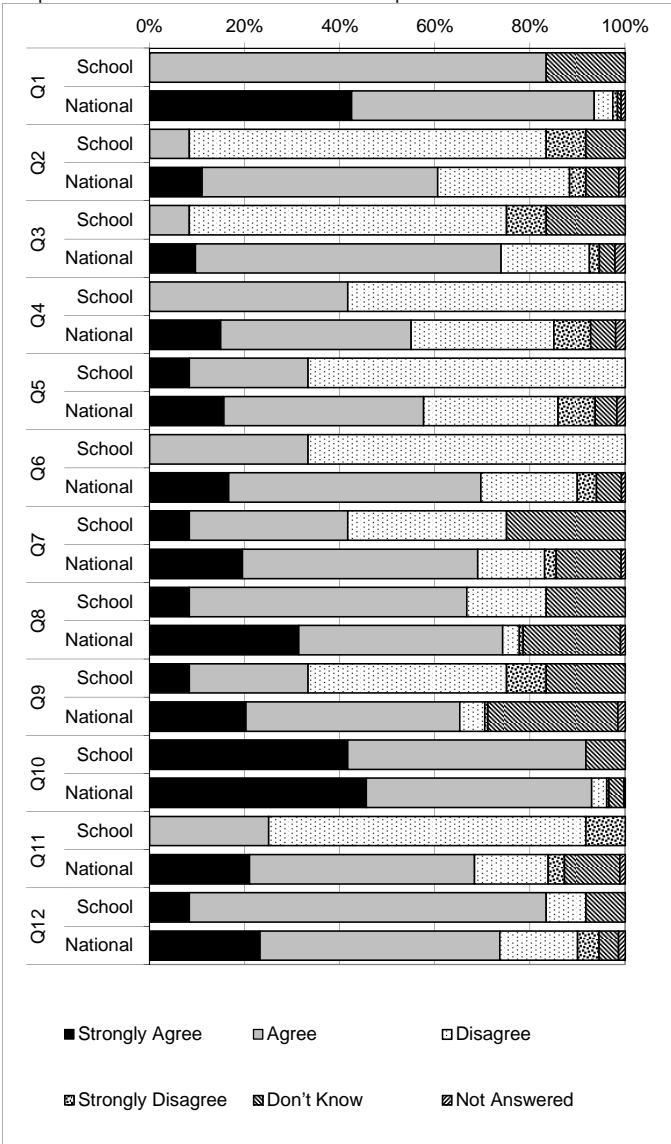
| | | Percentage % | | | | | | | |
|-----|---|----------------|-------|----------|-------------------|------------|--------------|------------------------|------------------------------|
| | | Strongly Agree | Agree | Disagree | Strongly Disagree | Don't Know | Not Answered | Strongly Agree & Agree | Disagree & Strongly Disagree |
| Q1 | Staff regularly discuss how to improve achievement for all pupils at both stage and whole-school level. | 53% | 37% | 10% | 0% | 0% | 0% | 90% | 10% |
| Q2 | All pupils are given activities which meet their learning needs. | 37% | 43% | 20% | 0% | 0% | 0% | 80% | 20% |
| Q3 | Pupils are involved in setting learning targets. | 30% | 57% | 7% | 0% | 0% | 7% | 87% | 7% |
| Q4 | Pupils are provided with regular feedback on what they need to do to improve | 37% | 57% | 7% | 0% | 0% | 0% | 93% | 7% |
| Q5 | Pupils are provided with opportunities to evaluate their own work and that of others | 33% | 63% | 0% | 0% | 3% | 0% | 97% | 0% |
| Q6 | Staff regularly ask for pupils' views on how their learning experiences could be improved | 27% | 60% | 7% | 3% | 3% | 0% | 87% | 10% |
| Q7 | Pupils take an active part in their learning. | 37% | 53% | 10% | 0% | 0% | 0% | 90% | 10% |
| Q8 | Staff treat all pupils equally. | 43% | 40% | 10% | 3% | 3% | 0% | 83% | 13% |
| Q9 | Staff and pupils respect each other. | 17% | 53% | 17% | 3% | 3% | 7% | 70% | 20% |
| Q10 | The pupils are well behaved. | 10% | 40% | 30% | 17% | 0% | 3% | 50% | 47% |
| Q11 | Support for pupils with additional support needs is effective. | 23% | 50% | 17% | 3% | 7% | 0% | 73% | 20% |
| Q12 | Parents are fully involved in the school and their children's learning | 10% | 43% | 20% | 20% | 7% | 0% | 53% | 40% |
| Q13 | I have been actively involved in developing the school's vision and values | 30% | 57% | 10% | 3% | 0% | 0% | 87% | 13% |
| Q14 | I am actively involved in setting priorities to improve the school. | 23% | 57% | 13% | 7% | 0% | 0% | 80% | 20% |
| Q15 | I have regular opportunities to help shape the curriculum by having staff discussions and working groups. | 47% | 43% | 7% | 3% | 0% | 0% | 90% | 10% |
| Q16 | I am aware of the school's procedures for protecting children | 63% | 33% | 0% | 0% | 3% | 0% | 97% | 0% |
| Q17 | Leadership at all levels is effective. | 13% | 33% | 30% | 17% | 7% | 0% | 47% | 47% |
| Q18 | Staff communicate effectively with each other. | 17% | 47% | 30% | 3% | 0% | 3% | 63% | 33% |
| Q19 | I have good opportunities to take part in continuing professional development | 40% | 43% | 13% | 3% | 0% | 0% | 83% | 17% |
| Q20 | Staff across the school share good practice. | 37% | 57% | 7% | 0% | 0% | 0% | 93% | 7% |

Note: Will not always sum to 100% due to rounding

DISCLOSURE CONTROL APPLIED

Non-Teaching Questionnaire Summary

Centre Name Craigroyston Comm High School
SEED Number 5532434
Quest. Issued 12
Quest. Input 12
Response Rate 100% National response rate 55%



| | | Percentage % | | | | | | | |
|-----|--|----------------|-------|----------|-------------------|------------|--------------|------------------------|------------------------------|
| | | Strongly Agree | Agree | Disagree | Strongly Disagree | Don't Know | Not Answered | Strongly Agree & Agree | Disagree & Strongly Disagree |
| Q1 | I have access to the information I need to carry out my work | 0% | 83% | 0% | 0% | 17% | 0% | 83% | 0% |
| Q2 | All staff and pupils respect each other. | 0% | 8% | 75% | 8% | 8% | 0% | 8% | 83% |
| Q3 | Pupils are well behaved. | 0% | 8% | 67% | 8% | 17% | 0% | 8% | 75% |
| Q4 | I am involved in staff discussions about how to achieve school priorities. | 0% | 42% | 58% | 0% | 0% | 0% | 42% | 58% |
| Q5 | I have good opportunities to be involved in making decisions. | 8% | 25% | 67% | 0% | 0% | 0% | 33% | 67% |
| Q6 | Staff communicate effectively with each other. | 0% | 33% | 67% | 0% | 0% | 0% | 33% | 67% |
| Q7 | Staff treat all pupils equally. | 8% | 33% | 33% | 0% | 25% | 0% | 42% | 33% |
| Q8 | Support for pupils with additional support needs is effective. | 8% | 58% | 17% | 0% | 17% | 0% | 67% | 17% |
| Q9 | Parents are fully involved in the school and their children's learning | 8% | 25% | 42% | 8% | 17% | 0% | 33% | 50% |
| Q10 | I am aware of the school's procedures for protecting children | 42% | 50% | 0% | 0% | 8% | 0% | 92% | 0% |
| Q11 | Leadership at all levels is effective. | 0% | 25% | 67% | 8% | 0% | 0% | 25% | 75% |
| Q12 | I have good opportunities to take part in training activities. | 8% | 75% | 8% | 0% | 8% | 0% | 83% | 8% |

Note: Will not always sum to 100% due to rounding

DISCLOSURE CONTROL APPLIED